

# **Agenda**

**Sacramento Suburban Water District  
Facilities and Operations Committee**

3701 Marconi Avenue, Suite 100  
Sacramento, CA 95821

September 2, 2020  
5:00 p.m.

**In accordance with the California Department of Public Health’s and the Governor’s Executive Orders N-29-20 and N-33-20, the District’s boardroom is closed and this meeting will take place solely by videoconference and teleconference. The public is invited to listen, observe, and provide comments during the meeting by either method provided for below. The Chairperson will call for public comment on each agenda item at the appropriate time and all votes will be taken by roll call.**

**For members of the public interested in viewing and having the ability to comment at the public meeting via Zoom, an internet enabled computer equipped with a microphone and speaker or a mobile device with a data plan is required. Use of a webcam is optional. You also may call in to the meeting using teleconference without video. Please use the following login information for videoconferencing or teleconferencing:**

**Join the meeting from a computer, tablet or smartphone:**

<https://us02web.zoom.us/j/87629768843?pwd=L0h1M3Z5QktBWU9ONXQzT3BIOG81UT09>

**Meeting ID: 876 2976 8843**

**Password: 187261**

**You can also dial in using your phone: 1-669-900-6833**

New to Zoom? Get the app now and be ready when your first meeting starts: <https://zoom.us/>  
Zoom uses encryption of data during Zoom meetings. The District uses a secure password to restrict access to scheduled meetings. The meeting host has control of content sharing, recording, and chat.

**Please mute your line.**

Where appropriate or deemed necessary, the Committee may take action on any item listed on the agenda, including items listed as information items. Public documents relating to any open session item listed on this agenda that are distributed to all or a majority of the members of the Board of Directors less than 72 hours before the meeting are available for public inspection in the customer service area of the District’s Administrative Office at the address listed above.

The public may address the Committee concerning an agenda item either before or during the Committee’s consideration of that agenda item. Persons who wish to comment on either agenda or non-agenda items should fill out a Comment Card and give it to the General Manager. The

President will call for comments at the appropriate time. Comments will be subject to reasonable time limits (3 minutes).

In compliance with the Americans with Disabilities Act, if you have a disability, and you need a disability-related modification or accommodation to participate in this meeting, then please contact Sacramento Suburban Water District Human Resources at 916.679.3972. Requests must be made as early as possible, and at least one full business day before the start of the meeting.

**Call to Order**

**Roll Call**

**Announcements**

**Public Comment**

This is an opportunity for the public to comment on non-agenda items within the subject matter jurisdiction of the Committee. Comments are limited to 3 minutes.

**Consent Items**

The committee will be asked to approve all Consent Items at one time without discussion. Consent Items are expected to be routine and non-controversial. If any member of the Committee, staff or interested person requests that an item be removed from the Consent Items, it will be considered with the action items.

1. Minutes of the July 15, 2020, Facilities and Operations Committee Meeting  
*Recommendation: Approve subject minutes.*

**Items for Discussion and/or Action**

2. Transmission Main Asset Management Plan  
*Recommendation: Review the revised draft Transmission Main Asset Management Plan and provide direction as appropriate or recommend the item move to the full Board as a consent item with Committee's full recommendation of approval.*

**Adjournment**

\*\*\*\*\*

**Upcoming Meetings:**

- Monday, September 14, 2020, at 5:00 p.m., DPMWD/SSWD 2x2 Ad Hoc Committee Meeting
- Monday, September 21, 2020, at 6:00 p.m., Regular Board Meeting
- Monday, September 28, 2020, at 5:00 p.m., Ad Hoc Water Banking and Transfer Committee Meeting
- Monday, October 12, 2020 at 6:00 p.m., Special Board Workshop

\*\*\*\*\*

Facilities and Operations Committee Meeting Agenda  
September 2, 2020  
Page 3 of 3

I certify that the foregoing agenda for the September 2, 2020 meeting of the Sacramento Suburban Water District Facilities and Operations Committee was posted by August 28, 2020 in a publicly-accessible location at the Sacramento Suburban Water District office, 3701 Marconi Avenue, Suite 100, Sacramento, California, and was made available to the public during normal business hours.

---

Dan York  
General Manager/Secretary  
Sacramento Suburban Water District

# Agenda Item: 1

## Minutes

Sacramento Suburban Water District  
**Facilities and Operations Committee**  
Wednesday, July 15, 2020

### Location:

Video and Audio Conference Only at 1-669-900-6833, or Zoom at Meeting Id #839 6314 0350

### Call to Order – Videoconference/Audioconference Meeting

Chair Jones called the meeting to order at 2:00 p.m.

### Pledge of Allegiance

Chair Jones opted to forgo the Pledge of Allegiance since it is a Zoom meeting.

### Roll Call

Directors Present: Dave Jones and Kathleen McPherson.

Directors Absent: None.

Staff Present: General Manager Dan York, Assistant General Manager Mike Huot, James Arenz, Matt Underwood, David Morrow, Dana Dean, David Espinoza, Mitchell McCarthy, and Tommy Moulton.

Public Present: William Eubanks and Sierra Summers.

### Announcements

None.

### Public Comment

None.

### Consent Items

#### 1. Minutes of the February 13, 2020, Facilities and Operations Committee Meeting

Chair Jones moved to approve Consent Item 1; Director McPherson seconded the motion. The motion passed by unanimous vote.

AYES:	Jones and McPherson	ABSTAINED:	
NOES:		RECUSED:	
ABSENT:			

### Items for Discussion and/or Action

#### 2. Fleet Main Asset Management Plan

Assistant General Manager, Mike Huot (AGM Huot) presented the staff report.



## Agenda Item: 1

Director McPherson inquired about the history of when the Fleet Asset Management Plan was presented to the Facilities and Operations Committee.

Senior Project Manager, James Arenz (Mr. Arenz) clarified that the Fleet Asset Management Plan in the past was based on a vehicle point system. The Committee and Board recommended back in 2017 new criteria for rating vehicles and added portable equipment under \$5k to the new plan.

Director McPherson inquired how this new plan differs from the existing plan.

Mr. Arenz stated that currently the District does not have an approved plan in place. The Facilities and Fleet Specialist has a procedure to follow, but an approved plan was never adopted and put into place.

Chair Jones inquired if generators are included as equipment.

Mr. Arenz clarified that fixed generators are not included as equipment, only portable generators.

General Manager, Dan York (GM York) stated that the District did have a system in place from 2002 to 2009. It was a system comprised of age and mileage. When the vehicle point system was developed, it worked well initially, but over time staff had to adjust the numbering criteria, which extended the mileage to 100,000 miles, which starts to be a problem for reliability.

Director McPherson inquired if the District has done a fiscal analysis of what the anticipated cost would be compared to what the District is doing now.

GM York stated the District has the finances to replace them; however, using the point system could lead to replacing too many vehicles in one given year.

Director McPherson inquired if the District is contracted with Ford or any other dealership to purchase new vehicles.

Mr. Arenz stated the District purchases its vehicles through the California State Vehicle Fleet program.

Chair Jones stated that staff should review the Fleet Asset Management Plan and change language that reads "should" to "shall", to provide clarity and clear direction.

Public comment from William Eubanks (Mr. Eubanks) stated he is concerned that if the cost of repairing a vehicle sometimes is more than the vehicle itself. A 10 year old truck might not be worth much.

AGM Huot clarified that this Fleet Asset Management Plan is a guide to help staff determine if or when is the right time to replace or buy new vehicles.

## **Agenda Item: 1**

The Committee moved to recommend the item move to the full Board as a discussion item with Committee's full recommendation of approval.

### **3. Transmission Main Asset Management Plan**

Senior Engineer, David Espinoza (Mr. Espinoza) presented the staff report and went through a PowerPoint presentation.

Discussion ensued on the PowerPoint presentation.

Director McPherson stated that staff has done a lot of analysis to come up with an initial ranking and inquired if staff has gone out to look at rank 1, or does staff need Board approval for that.

Mr. Espinoza stated that staff needs Board approval on the analysis that was just completed in the last few months and future funding before proceeding on reviewing rank 1. Staff's intent for the fall is to acquire funding for just the condition assessment of the pipe in 2021 and as staff performs the research and there is a conclusion that the pipe needs rehab and replacement then staff will go back to the Board for funding for the following year.

Director McPherson inquired if an outside consultant or additional staff will be needed.

Mr. Espinoza stated that staff will be working with an outside consultant and vendors on the project.

Chair Jones stated that he has concerns that the figure on the cost estimate of \$2.4 million per mile is under as currently the District is paying \$2.2 million on distribution main pipe, thinks it will be closer to \$3 million a mile.

Mr. Espinoza pointed out that the costs in the plan range from \$2.4 million to \$6.1 million per mile, depending on pipe diameter.

Chair Jones requested modifications to the Transmission Main Asset Management Plan to reevaluate the cost of the lines and to provide more information from the 2011 report to the current 2020 report. In addition, Chair Jones would like more detail added to the Executive Summary section. Chair Jones further noted that back in the 2011 report, there was a lot of information on the 48 inch pipe and the pipe going down Northrop Avenue from Enterprise and how it ties in at Bell. No mention of that work, the cost, and how the cost will be shared with the City or San Juan Water District and Sacramento Suburban Water District.

The Committee moved to recommend the item come back to the Facilities and Operations Committee with Chair Jones' requested modifications.

### **Adjournment**

Chair Jones adjourned the meeting at 3:43 p.m.

## **Agenda Item: 1**

---

Dan York  
General Manager/Secretary  
Sacramento Suburban Water District

DRAFT



## Facilities and Operations Committee

### Agenda Item: 2

**Date:** August 28, 2020

**Subject:** Transmission Main Asset Management Plan

**Staff Contact:** David Espinoza, P.E., Senior Engineer

**Recommended Committee Action:**

Receive the draft Transmission Main Asset Management Plan and recommend to the full Board approving the updated plan at the September 21, 2020, regular Board meeting.

**Background:**

The Sacramento Suburban Water District (District) Board of Directors adopted the first Transmission Main Asset Management Plan on July 18, 2011. This Plan updates the 2011 version and includes an expanded and updated Condition Assessment (CA) strategy.

Staff presented an updated Transmission Main Asset Management Plan (Plan) at the July 2020 meeting of the Facilities and Operations Committee (Committee). The Committee provided comments in four general areas:

1. Document the changes from the 2011 Plan to the 2020 Plan.
2. Update the transmission main replacement costs by including other sources.
3. Include discussion on District capacity in transmission mains owned by others.
4. Discuss anticipated direct method CA activities and expenses anticipated in the next several years.

**Discussion:**

The District has a responsibility to provide its customers with a reliable and safe water transmission system. The Plan sets forth a strategy to assess transmission mains by evaluating certain system characteristics (e.g., age, leaks, material type, and size). The strategy is based on a ranking matrix derived from the indirect method of CA, which identifies areas with the greatest need for direct method CA. Evaluation by the direct method may result in reprioritization of segments – higher or lower; and identification of segments for rehabilitation or replacement. Below is a summary of staff's updates to address the Committee's comments:

1. Section 2.2, *Plan History and Updates*, has been enhanced to include a comprehensive list of changes and the reasons.
2. Table 3, *Transmission Main Replacement Cost Estimates*, has been updated to include estimated transmission main replacement costs from engineering consultants and contractors.
3. Section 2.6, *SSWD Capacity in Transmission Main Owned by Others*, has been added to provide information about District-owned capacity in transmission mains that are owned by other water purveyors (i.e. San Juan Water District and City of Sacramento).
4. Section 8, *Recommendations*, recommends against the use of direct method CA for at least another 5-10 years based on current leak history and pipe age, unless conditions change substantially.

The Plan is adaptive and perpetual in that all transmission main segments are ranked in order of priority for evaluation and potential rehabilitation or replacement. As such, the Plan is expected to be updated every 4 to 6 years and incorporate advances in technology, analysis techniques, and new system data used in CAs. Updates are anticipated to result in a change to ranking of segments (a reprioritization of focus).

The Plan does not represent a financial commitment by the Board. Rather, the Plan is a tool for communication between the Board and staff to prioritize transmission main segments in need of rehabilitation or replacement. And it is a planning tool for use during the annual Capital Improvement Program (CIP) budget discussions with the Board.

The purpose and goals of the Plan are to:

- Continue providing a reliable and safe water transmission system.
- Ensure sufficient return on capital investment in transmission mains.
- Prioritize the need for rehabilitation or replacement of transmission mains based on CA.
- Provide a perpetual assessment and monitoring tool that is adaptable to new and evolving technologies, management practices, and District needs.
- Inform the District's long term CIP.

### **Fiscal Impact:**

As stated in the Plan, the Plan does not represent a financial commitment by the Board. The Plan will be used as a planning tool during annual CIP budget discussions with the Board.

The Plan projects needing approximately \$1 million to replace aging pipeline in the next 10 years based on age alone. However, due to the very low leak rate, staff does not anticipate rehabilitation or replacement capital projects being required in the next 5-10 years.

Direct method CA activities and expenditures are not anticipated for another 5-10 years based on current leak data and pipe age.

**Strategic Plan Alignment:**

Goal A: Provide a High Quality Reliable Water Supply by Ensuring It Is Sustainable, Clean, and Safe

Goal B: Optimize Operational and Organizational Efficiencies

The updated Plan benefits District customers as it is an additional tool to be used by staff to prioritize allocation of District funds to continue achieving acceptable return on investments in infrastructure.

**Attachment:**

1. Draft Transmission Main Asset Management Plan – redline
2. Transmission Main Asset Management Plan Presentation

# TRANSMISSION MAIN ASSET MANAGEMENT PLAN



This page intentionally left blank.





**Sacramento Suburban Water District**

3701 Marconi Avenue, Suite 100, Sacramento, California 95821  
(916) 972-7171  
sswd.org

**TRANSMISSION MAIN ASSET MANAGEMENT PLAN**

Adopted by the Board of Directors: July 2011  
Updated: August 2020

Approved By:

General Manager:

\_\_\_\_\_

Dan York

Prepared / Reviewed By:

Assistant General Manager:

Mike Huot, P.E.

Engineering Manager:

Dana Dean, P.E.

Senior Engineer:

David Espinoza, P.E.

Assistant Engineer:

Mitchell McCarthy, E.I.T.

This page intentionally left blank.

---

## TABLE OF CONTENTS

INTRODUCTION.....	1-1
1.1 Goals .....	1-1
Goal A .....	1-1
Strategic Objective .....	1-1
Goal B .....	1-1
Strategic Objective .....	1-1
1.2 Purpose.....	1-2
BACKGROUND.....	2-1
2.1 Overview of Transmission Main .....	2-1
2.2 Plan History and Updates .....	2-1
2.3 Transmission System Status Summary .....	2-2
2.4 Transmission Main Installation History .....	2-3
2.5 Active Transmission Main Inventory .....	2-6
2.6 SSWD Capacity in Transmission Main Owned by Others .....	2-8
TRANSMISSION MAIN REPLACEMENT COSTS.....	3-1
CONDITION ASSESSMENT .....	4-1
4.1 Indirect Method .....	4-3
4.1.1 Consequence of Failure (COF) .....	4-5
4.1.2 Likelihood of Failure (LOF) .....	4-16
4.1.3 Risk of Failure (ROF).....	4-31
4.2 Direct Method.....	4-32
4.2.1 Visual Inspection .....	4-33
4.2.2 Laboratory Strength Testing and Material Chemical Testing .....	4-34
4.2.3 Wall Thickness Measurement .....	4-34
4.3 Material Condition Evaluation.....	4-36
4.3.1 Cathodic Protection .....	4-36
4.3.2 Pipe Material.....	4-37
Cast Iron (CI) .....	4-37
Mortar Lined Steel (MLS) .....	4-37
Asbestos Cement (AC).....	4-37
Polyvinyl Chloride (PVC) .....	4-38
Ductile Iron (DI) .....	4-38

---

Concrete Cylinder (CC) .....	4-38
Cement Mortar Lined and Coated Steel (CLMCS) .....	4-38
4.4 Transmission Main Segment Priority .....	4-39
4.5 Funding for Transmission Main Replacement Projects .....	4-41
RISK MANAGEMENT .....	5-1
ADAPTIVE AND PERPETUAL PLAN .....	6-1
CONCLUSIONS .....	7-1
RECOMMENDATIONS .....	8-1
REFERENCES .....	R-1
Appendix A – Ranks (Priority) .....	A-1
Appendix B – Ranks (T-Main Segment) .....	B-1
Appendix C – Service Connections .....	C-1
Appendix D – Pipe Diameter .....	D-1
Appendix E – Street Type .....	E-1
Appendix F – Segment Length .....	F-1
Appendix G – Crossings .....	G-1
Appendix H – Source .....	H-1
Appendix I – Distribution System Connections .....	I-1
Appendix J – Pipe Age .....	J-1
Appendix K – Pipe Material .....	K-1
Appendix L – Failure Rate (Leaks/Segment) .....	L-1
Appendix M – Static Pressure .....	M-1
Appendix N – Equations .....	N-1

## LIST OF FIGURES

Figure 1. Transmission Main and Source Main .....	2-7
Figure 2. Transmission Main and Source Main Street Type .....	4-10
Figure 3. Source Main .....	4-14
Figure 4. Transmission Main and Source Main Age Range .....	4-18
Figure 5A. Transmission Main and Source Main Material Types .....	4-20
Figure 5B. Transmission Main and Source Main Material Type – AC .....	4-21
Figure 5C. Transmission Main and Source Main Material Type – CC .....	4-22
Figure 5D. Transmission Main and Source Main Material Type – Cl .....	4-23
Figure 5E. Transmission Main and Source Main Material Type – CMLCS .....	4-24

---

---

Figure 5F. Transmission Main and Source Main Material Type – DI .....	4-25
Figure 5G. Transmission Main and Source Main Material Type – MLS .....	4-26
Figure 5H. Transmission Main and Source Main Material Type – PVC .....	4-27
Figure 6. Transmission Main and Source Main Failure Rate .....	4-29
Figure 7. Transmission Main and Source Main Risk of Failure (Top 15 Segments).....	4-40

## LIST OF TABLES

Table 1. Transmission Main Installation History.....	2-5
Table 2. Quantity of Transmission Main by Material Type.....	2-6
Table 3. Transmission Main Replacement Cost Estimates .....	3-1
Table 4. Transmission Main Replacement Cost by Decade .....	3-3
Table 5. Service Connection Score.....	4-7
Table 6. Pipe Diameter Score.....	4-8
Table 7. Street Type Score .....	4-9
Table 8. Segment Length Score.....	4-11
Table 9. Crossings Score.....	4-12
Table 10. Source Score.....	4-13
Table 11. Distribution Connections Score.....	4-15
Table 12. Pipe Age Score.....	4-17
Table 13. Pipe Material Score .....	4-19
Table 14. Failure Rate Score .....	4-28
Table 15. Static Pressure Score.....	4-30

## LIST OF CHARTS

Chart 1. Total Length of Main Installed by Historical Period.....	2-5
Chart 2. System Contribution of Transmission Main by Material Type .....	2-6
Chart 3. Transmission Main Replacement Cost by Material .....	3-3
Chart 4. Risk of Failure Flowchart .....	4-4
Chart 5. Risk of Failure (ROF) .....	4-32

## LIST OF EQUATIONS

Equation 1. Risk of Failure by Transmission Main Segment.....	N-1
Equation 2. Likelihood of Failure (LOF) per Transmission Main Segment.....	N-1
Equation 3. Consequence of Failure (COF) per Transmission Main Segment.....	N-1

---

---

## LIST OF ABBREVIATIONS

AC	Asbestos Cement
ARSW	ATP, Reservoir, Single, Well Site
ASCE	American Society of Civil Engineers
AWWA	American Water Works Association
CC	Concrete Cylinder
CI	Cast Iron
CIP	Capital Improvement Program
COF	Consequence of Failure
COF <sub>i</sub>	Consequence of Failure by Transmission Main Segment “i”
CY	Calendar Year
$\sum$ COF Criteria Score <sub>i</sub>	Sum of all the COF Criteria Scores per Transmission Main Segment “i”
DI	Ductile Iron
GIS	Geographic Information System
In.	Inch
In.-dia.	Inch in diameter of pipe
LF	Linear Foot/Feet
LOF	Likelihood of Failure
LOF <sub>i</sub>	Likelihood of Failure by Transmission Main Segment “i”
$\sum$ LOF Criteria Score <sub>i</sub>	Sum of all the LOF Criteria Scores per Transmission Main Segment “i”
Max( $\sum$ COF Criteria Score)	Maximum COF score possible
Max( $\sum$ LOF Criteria Score)	Maximum LOF score possible
MLS	Mortar Lined Steel
PVC	Polyvinyl Chloride
PSI	Pounds per Square Inch
ROF	Risk of Failure
ROF <sub>i</sub>	Risk of Failure by Transmission Main Segment “i”
SSWD	Sacramento Suburban Water District
UNK	Unknown
WSMP	2017 Water System Master Plan
\$	Cost in Dollars
\$/in.	Cost per inch in diameter

# Section 1

## INTRODUCTION

The Transmission Main Asset Management Plan (Plan) provides a strategy for the assessment, monitoring, rehabilitation, and replacement of transmission mains and is intended to be used as a tool for ongoing communication between *Sacramento Suburban Water District's* (SSWD's) staff and the Board of Directors (Board) to prioritize transmission main projects. Furthermore, it is to be used as a planning tool during Capital Improvement Program (CIP) budget discussions with the Board. The Plan does not represent a financial commitment by the Board. Rather, the Plan is a tool for communication between the Board and staff to prioritize transmission main segments in need of rehabilitation or replacement.

### 1.1 Goals

The Plan will facilitate implementing two goals detailed in SSWD's 2019 Strategic Plan. These are shown below with their respective strategic objectives.

#### Goal A

Provide a High Quality Reliable Water Supply by Ensuring it is Sustainable, Clean, and Safe.

##### Strategic Objective

- Maintain or replace aging infrastructure based on condition assessment and planning documents to ensure equipment sustains its lifespan and is replaced at the optimal time.

#### Goal B

Optimize Operational and Organizational Efficiencies.

##### Strategic Objective

- Develop an annual Capital Improvement Program that is developed and prioritized based on risk, condition assessment, capital assets, and aligned with approved budget.

## 1.2 Purpose

- Ensure a reliable transmission main system.
- Document SSWD's existing transmission mains by size, material, and age.
- Provide a plan for a transmission main condition assessment and monitoring program.
- A program that will assess transmission mains for their remaining useful life.
- Prioritize transmission main segment replacements based on objective criteria according to greatest need.
- Provide a perpetual transmission main program that is adaptable to new information, evolving technologies, management practices, and SSWD needs.
- Provide direction for future Plan revisions.
- Coordinate with SSWD's long-term CIP.

For the purpose of this Plan, transmission mains are defined as pipelines 16-inches and larger in diameter and intended to transport water from a source (i.e., well, treatment plant, supply source, etc.) to the distribution main system, and ultimately providing service to customers. This Plan does not include distribution mains; these are addressed in the Distribution Main Asset Management Plan.

This Plan is consistent with the District's other asset management plans in listing and managing assets currently owned, operated, and maintained by the District.



## Section 2

### BACKGROUND

#### 2.1 Overview of Transmission Main

SSWD has a responsibility to provide its customers with a reliable transmission main system. The Plan sets forth a strategy to assess transmission mains and produce a prioritization list. The Plan is based on a ranking matrix derived from various criteria that identifies transmission main segments in greatest need of condition assessment or rehabilitation and replacement.

#### 2.2 Plan History and Updates

The Board adopted a *Water Transmission Main Asset Management Plan* on July 18, 2011 (2011 Plan). It was anticipated that the Plan would be amended periodically as it was recognized that new information would be made available that might influence the ranking of the transmission mains and alter priorities for assessment and monitoring.

Multiple changes have been made to this 2020 plan in updating it from the 2011 Plan. These are shown below and include a brief rationale for the change; and are described in more detail in later sections of the plan:

1. Categorizing the transmission mains as individual segments (valve-to-valve, material change, and size change). The 2020 Plan takes the 2011 Plan an evolutionary step forward by numbering all main segments in an effort to produce a segment prioritization list. This will allow for a more detailed assessment of mains to focus resources on those areas in greatest need while avoiding overly broad characterizations of condition and need for rehabilitation or replacement.
2. Addition of a detailed, risk-based Indirect Method evaluation for condition assessment. This assessment is essential in analyzing risk of each transmission main segment, and meets industry standard as identified in AWWA's Manual of Water Supply Practices - M77, Condition Assessment of Water Main.

- 
3. Removed recommendations for new transmission main. An asset management plan's scope is existing assets, and by definition does not include future or proposed assets. Identifying the need for new assets (either to augment or replace existing assets) would be covered in a planning document with a broader scope, such as the District's Water System Master Plan.
  4. Removed the description of the rehabilitation and/or replacement options and cost estimates. While replacement cost estimates are provided, rehabilitation costs were not. Pipe replacement or rehabilitation is not anticipated to be required in the next five years. As the pipe rehabilitation technology evolves, such research would be more effective if conducted closer to the actual construction timeframe.

Segments enable smaller, more manageable, sections of transmission main to be evaluated, adding flexibility to future project budgets and planning. The Indirect Method calculates and categorizes transmission mains that pose the greatest risk. These mains are then further evaluated with the Direct Method of condition assessment. The current transmission main system is shown in Figure 1 (Page 2-6).

### **2.3 Transmission System Status Summary**

The system contains approximately 55 miles of transmission mains, which are defined as pipelines 16-inches in diameter and larger. Additionally, "Source Mains" are included as a subset of transmission main (and included in the Plan) and are typically smaller than 16-inches in diameter.

Active transmission mains range in size from 16- to 48-inches in diameter and comprise 95% of all transmission pipeline (source mains account for 5%). Source mains are typically relatively short (typically no more than two hundred feet in length) segments of pipe that initiate at the source (such as a groundwater well, reservoir, or treatment facility) and tie in to the transmission main system or distribution main system.

The majority of metallic transmission mains include cathodic protection testing stations, which provides the capability to monitor these pipes for corrosion. The ability to monitor these metallic transmission mains provides a tool to monitor pipeline condition (degradation).

In general, transmission and source mains are not intended to have service connections. Service connections are intended to be placed only on distribution mains. However, due to necessity or practicality, some transmission mains and source mains have service connections. Overall, about 10% of transmission main segments have a service connection.

Pressures in the pipelines vary throughout SSWD as a result primarily of topographic variation. In SSWD's north service area, pressures vary from a high of about 90 pounds per square inch (psi) in areas of relatively low elevation to about 35 psi in areas of relatively high elevation. Similarly, in SSWD's south service area, pressures vary from a high of about 75 psi to a low of about 30 psi.

Consistent with industry standard, the estimated useful life of transmission mains installed prior to 1985 is 70 years, and for mains installed in 1985 and later it is 90 years. While useful life estimates are useful as a baseline reference, actual useful life often depends on many factors, including the pipe material, soil conditions, water quality, construction methods and quality, and several other factors.

## **2.4 Transmission Main Installation History**

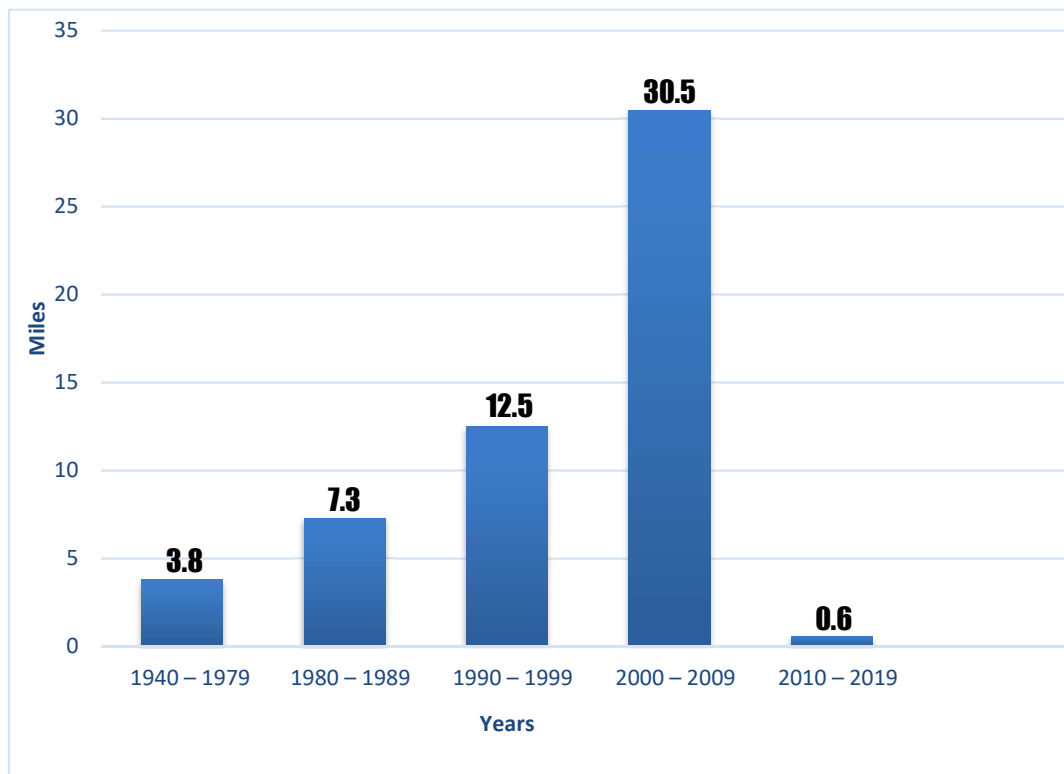
Transmission mains in the system date back to the 1940's with cast iron (CI) pipe being the oldest. Through the 1950's, 60's, and 70's mortar lined steel (MLS) was exclusively installed. In the 1980's asbestos cement (AC), polyvinyl chloride (PVC), and ductile iron (DI) pipe was installed. Since then, cement mortar lined and coated steel (CMLCS), concrete cylinder (CC), ductile iron (DI), and polyvinyl chloride (PVC) pipe have been installed.

---

The majority (57%, or 30 miles) of transmission mains were installed between 2000 and 2010. Less than one mile (less than 1%) of transmission mains have been installed since 2010, as shown on Table 1 (Page 2-5).

**Table 1. Transmission Main Installation History**

Period [years]	Total Length [miles]	Average Length [miles/year]	System Contribution [%]
1940 – 1979	3.8	0.10	5.7
1980 – 1989	7.3	0.72	13.8
1990 – 1999	12.5	1.3	22.9
2000 – 2009	30.5	3.1	57.0
2010 – 2019	0.6	0.06	0.6

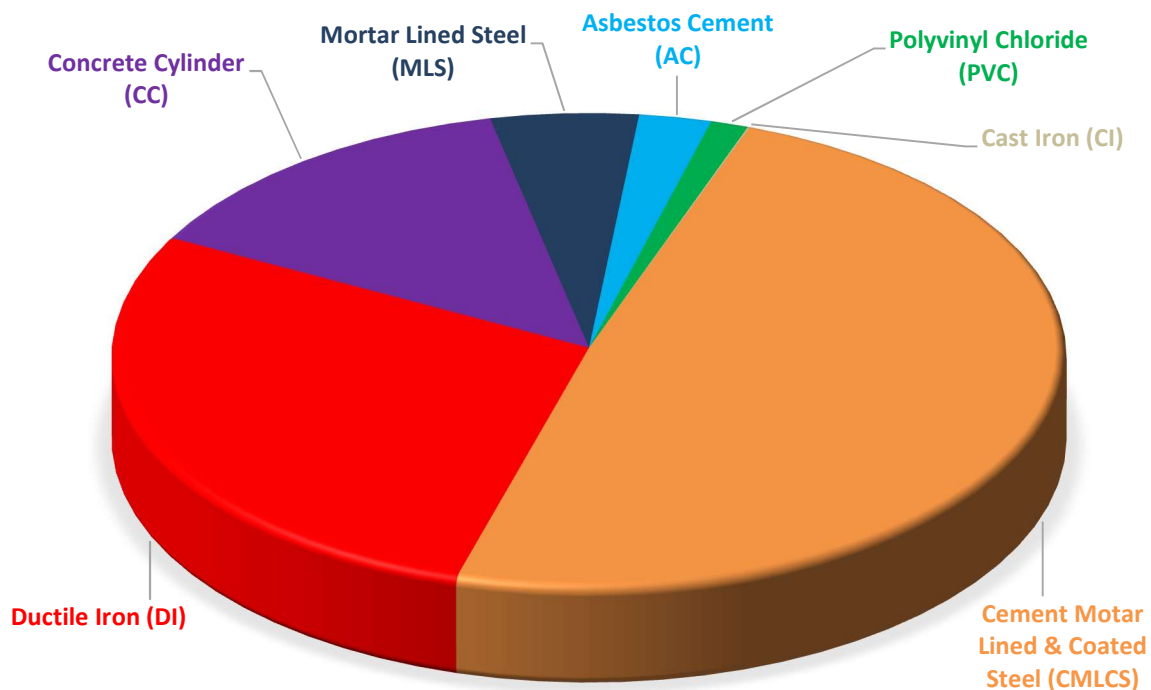
**Chart 1. Total Length of Main Installed by Historical Period**

## 2.5 Active Transmission Main Inventory

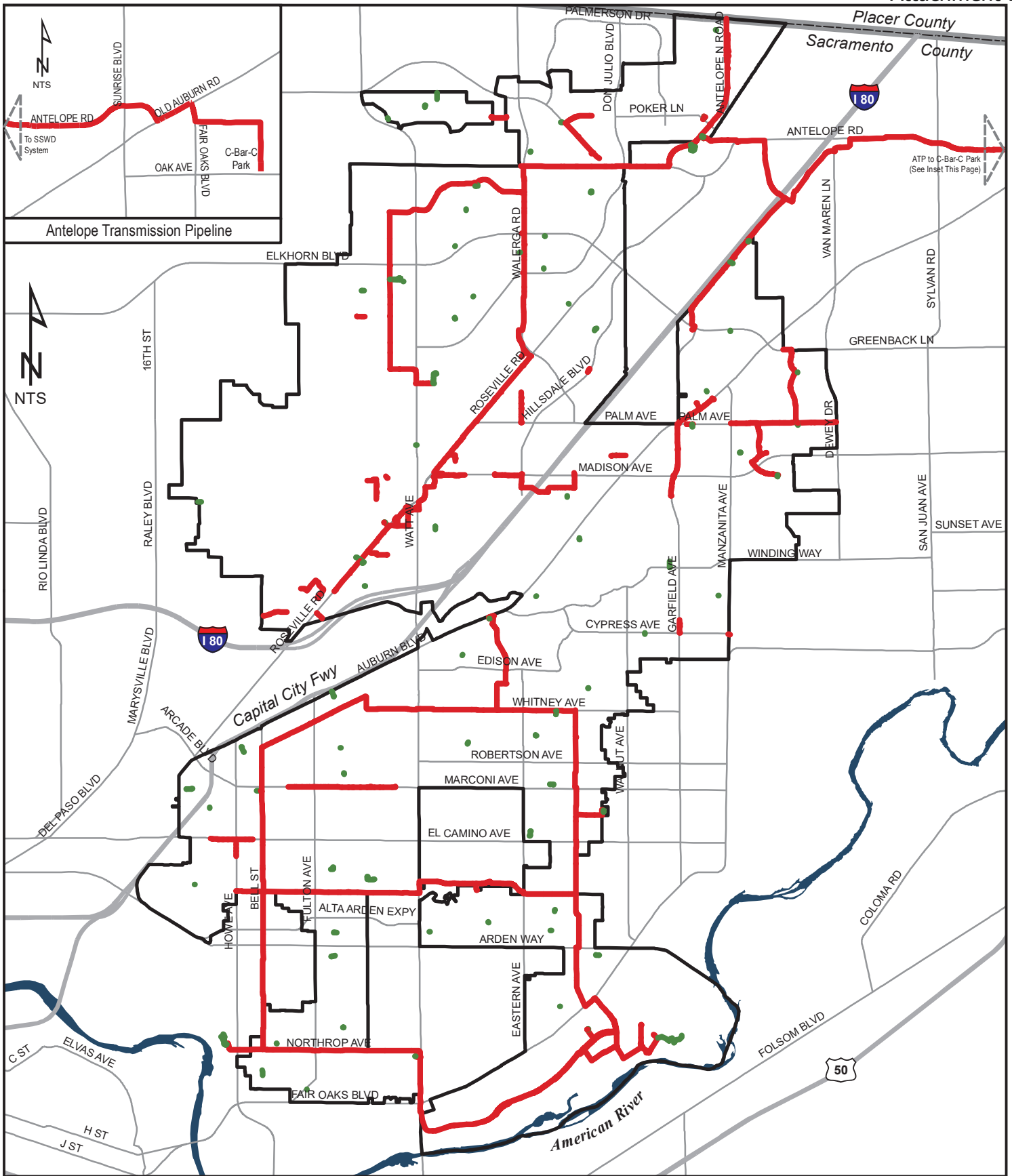
There is approximately 55 miles of active transmission main in the system. A breakdown by pipe material is presented in Table 2 and Chart 2 (Page 2-6), quantifying the total length and system contribution for each material type.

**Table 2. Quantity of Transmission Main by Material Type**

Material Type	Total Length [miles]	System Contribution [%]
Cement Mortar Lined & Coated Steel (CMLCS)	26.71	48.9
Ductile Iron (DI)	15.41	28.2
Concrete Cylinder (CC)	7.59	13.9
Mortar Lined Steel (MLS)	2.78	5.1
Asbestos Cement (AC)	1.36	2.5
Polyvinyl Chloride (PVC)	0.71	1.3
Cast Iron (CI)	0.03	< 0.1
<b>Total</b>	<b>54.6</b>	<b>100</b>



**Chart 2. System Contribution of Transmission Main by Material Type**



**Legend**

- Transmission Main
- Source Main



Transmission Main Asset Management Plan  
August 2020

**Figure 1**  
**Transmission Main and Source Main**

---

## 2.6 SSWD Capacity in Transmission Main Owned by Others

SSWD owns capacity in two transmission mains owned by other agencies:

- Cooperative Transmission Pipeline (CTP) – owned by San Juan Water District (SJWD)
- City of Sacramento Transmission Main – owned by City of Sacramento

Since these transmission mains are owned, operated, and maintained by others, they are not included in the Plan.

### COOPERATIVE TRANSMISSION PIPELINE

The 72-inch, 5.1-mile, CTP begins at SJWD's Sydney J. Peterson Water Treatment Plant and connects with the SSWD's Antelope Transmission Pipeline (ATP) at C-Bar-C Park in the City of Citrus Heights. SSWD owns 59.2 million gallons per day (MGD) of capacity in the CTP, which represents about 50% of its total capacity. The capacity in the CTP serves SSWD's North Service Area.

SSWD's agreement with SJWD provides for sharing of Operations and Maintenance (O&M) costs based on capacity rights. Therefore, SSWD is obligated to pay roughly 50% of the CTP's O&M. Replacement costs responsibility is likewise allocated.

### CITY OF SACRAMENTO TRANSMISSION MAIN

The 54-inch, 3.9-mile, transmission main lies between the City of Sacramento's Fairbairn Water Treatment Plant and SSWD's Enterprise/Northrop Reservoir and Booster Pump Station. SSWD owns 20 MGD capacity in this pipeline which is about 32% of its 62 MGD total capacity. The capacity in the 54-inch transmission main serves SSWD's South Service Area.

SSWD's agreement with the City of Sacramento provides for sharing of O&M costs based on capacity rights. Therefore, SSWD is obligated to pay roughly 32% of the CTP's O&M. Replacement costs responsibility is likewise allocated.



## Section 3

### TRANSMISSION MAIN REPLACEMENT COSTS

Transmission main replacement cost estimates can vary by up to fifty percent. One source for estimating costs to replace transmission main is the Water System Master Plan (WSMP). The “raw” costs identified in the WSMP have been escalated from April 2017 to May 2020. This was performed by using the *Engineering News-Record’s* (ENR’s) Construction Costs Index for this interval of 7%. A second source used to develop estimated replacement costs is engineering consultants/contractors. Table 3 (Page 3-1) shows the average replacement costs of the two sources – WSMP and consultants/contractors.

**Table 3. Transmission Main Replacement Cost Estimates**

Pipe Diameter [in.]	2020 Plan
	\$ million / mile
16	3.1
18	3.3
20	3.7
24	4.0
30	4.9
36	5.9
48	7.8

The estimated unit replacement cost for transmission mains installed in 2020 ranges between \$3.1 million per mile for 16-inch pipe to \$7.8 million per mile for 48-inch pipe (the largest in the system). These costs include both “soft costs” (such as fees, environmental review, engineering services) and “hard costs” (such as materials, construction, construction management, inspection, and testing).

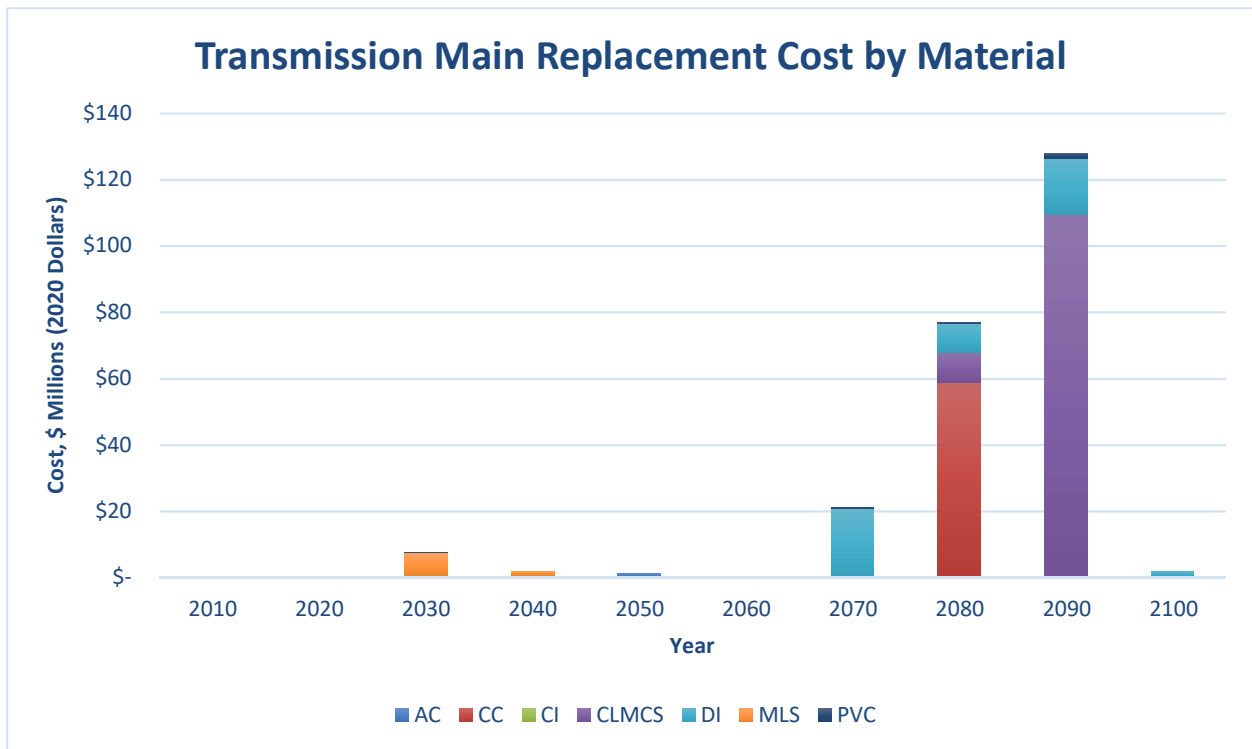
Table 4 (Page 3-3) presents the estimated replacement costs assuming transmission mains reach their estimated useful life of 70 years and 90 years for mains installed pre-1985 and 1985 and

---

later, respectively. The replacement costs have been “rolled-up” into decades for both the table and chart (i.e., decade 2020 reflects the total replacement cost from 2020-2029, etc.). As a result of the change in pipe expected useful life between pre-1985 and 1985 and later, there is a period between years 2055 and 2075 when no replacement is forecast and as a result no capital costs are projected. A breakdown of Table 4’s (Page 3-3) cost by material is presented in Chart 3 (Page 3-3). Specifically, transmission main replacement costs over the next ten years (present value) is estimated to be \$1 million and is anticipated to consists of less than one-half mile of pipeline.

**Table 4. Transmission Main Replacement Cost by Decade**

Decade	Cost, \$ millions (2020 Dollars)
2010	0.1
2020	0.5
2030	7.5
2040	2.0
2050	1.3
2060	0.0
2070	21.3
2080	76.9
2090	128.0
2100	1.9



**Chart 3. Transmission Main Replacement Cost by Material**

This page intentionally left blank.

## Section 4

### CONDITION ASSESSMENT

A Condition Assessment (CA) is an important component of an asset management plan, and is essential to prioritizing the planning for monitoring, rehabilitation, and replacement of transmission mains to sustain both an acceptable return on investment and reliable service for customers. The condition assessment includes two major components: the Indirect Method and Direct Method. These components are the framework of the condition assessment and are used to perform a risk assessment of each transmission main segment to prioritize future effort on transmission main infrastructure rehabilitation and replacement.

The *American Society of Civil Engineers Task Committee on Water Pipeline Condition Assessment* elaborates on the condition assessment process:

Current assessment tools...will rarely clearly define the remaining pipeline service life. Therefore, the managers of a condition assessment program should not be surprised if the results do not clearly define the exact condition of each asset but, instead, compare asset condition to other assets to gauge the level of deterioration and remaining life. (American Society of Civil Engineers, 2017)

#### INDIRECT METHOD

This method can be summarized as data analysis. Analyzing collected data with certain industry standard tools has facilitated agencies to prioritize infrastructure in need of rehabilitation or replacement. The Plan utilizes technical information and standards from professional and industry entities, such as *American Society of Civil Engineers (ASCE)* and *American Water Works Association (AWWA)*, which provide best practice assessment tools such as: the risk assessment evaluation used in this Plan and current state-of-the-art field investigation technologies. The transmission main system is divided and analyzed in segments that are defined in the Plan as a pipe that is uniform in both size and material and can be isolated from other segments by valves.

---

As stated by the *Water Research Foundation*, “Utilities should evaluate each risk to an asset and prioritize projects to lessen that risk” (Water Research Foundation, 2016). The Indirect Method is used to conduct the risk assessment and is composed of the following elements:

- Consequence of Failure (COF);
- Likelihood of Failure (LOF); and
- Risk of Failure (ROF).

As discussed in Section 4.1 below, both size and material of pipe carry a different ranking score necessitating segment differentiation. Additionally, defining segments using valves provides flexibility to analyze smaller lengths of pipe. This is beneficial in that segments are ranked with a higher level of accuracy by differentiating when crossings, service connections, age, etc., change across a pipe with uniform size and material. This approach has resulted in a total of 486 segments within the transmission main system.

#### DIRECT METHOD

This method can be summarized as field investigations. Following the Indirect Method analysis, the Direct Method is used to verify or adjust ranking prioritization outcomes of the Indirect Method. Direct Method activities are completed for segments identified as high risk through the Indirect Method to assess transmission main segment condition. This provides verification or adjustment to the Indirect Method’s risk assessment prioritizations. The Indirect Method’s high risk segments will be analyzed using one or more of the following:

- Visual inspection;
- Laboratory strength testing;
- Material chemical testing;
- Wall thickness measurement; and
- Future technologies.

The main drivers that initiate Direct Method activities are failure rates and high-risk segments.

## 4.1 Indirect Method

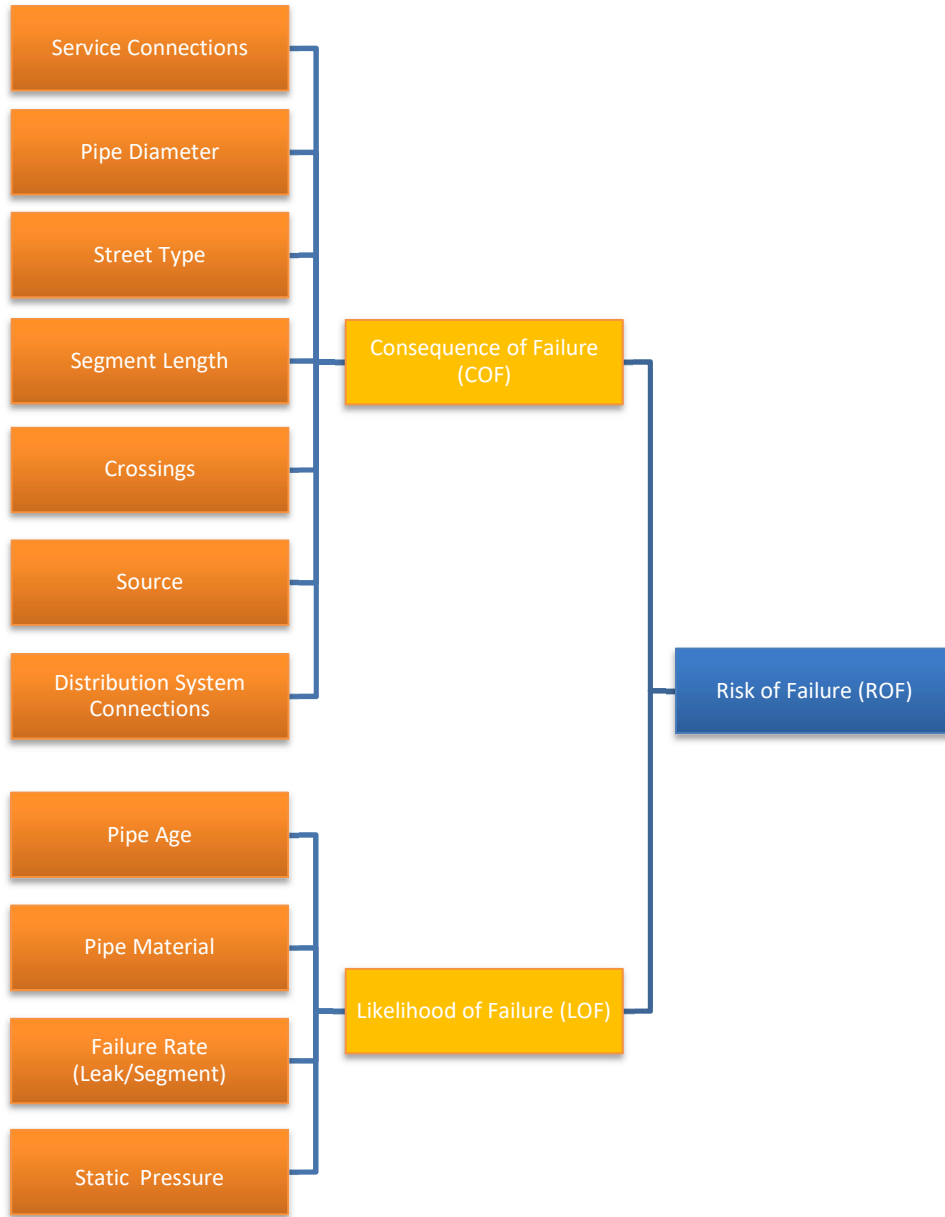
The indirect method is the data analysis portion of the risk assessment and is performed first (prior to the direct method). The data analysis is used to calculate the ROF for each transmission main segment by using historical SSWD and industry data and correlating the results to “performance standards” (Slaven, 2017).

Two industry-standard categories for the risk calculation are LOF and COF. The categories capture specific liabilities within their respective attributes. The categories and sub-criteria used to calculate the ROF for each transmission main segment are presented in Chart 4 (Page 4-4). The ROF calculation is shown in Equation 1 in Appendix N.

The American Society of Civil Engineers (ASCE) state that after multiplying together the LOF and COF scores of each transmission main segment the results are “a relative ranking of the pipe segments” (American Society of Civil Engineers, 2017), rather than the maximum possible value. ASCE further states that, due to the difficulty of calculating a remaining service life of a pipeline, “... many methodologies focus solely on a ranking analysis approach in which the relative condition of each pipeline is compared, a recommendation of required remedial action is determined, and a prioritization of action is suggested” (American Society of Civil Engineers, 2017). For this Plan, the relative analysis of the transmission main segments are in response to the WSMP recommendation of segment prioritization in order for segment replacements to be prioritized based on a risk-based analysis that identifies those segments with the highest risk.

The approach taken by this Plan follows the ASCE approach in that the resultant ranking (ROF) is used to prioritize high risk transmission main segments for further evaluation through the direct method, described later in the Condition Assessment.

The Risk of Failure Score Chart is shown in Chart 5 (Page 4-32).



**Chart 4. Risk of Failure Flowchart**



#### **4.1.1 Consequence of Failure (COF)**

The first category in the ROF analysis is COF. COF assesses and aggregates 7 sub-criteria:

- Service Connections;
- Pipe Diameter;
- Street Type;
- Segment Length;
- Crossings;
- Source; and
- Distribution Connections.

These 7 sub-criteria have been determined to pose a significant liability from a pipe failure. This is observed as the “Triple Bottom Line” (Slaven, 2017):

- Economic – capital and operating costs;
- Environmental – cost of environmental degradation or impacts; and
- Social – cost of community impacts.

These sub-criteria are evaluated for each transmission main segment to calculate the highest financial and physical impact from a transmission main failure.

Three of the above sub-criteria (Service Connection, Pipe Diameter, and Street Type) were assigned double-weighted scoring, representing a significantly higher consequence of pipe failure.

Once each sub-criteria is scored, it is then normalized using a mathematical technique called Feature Scaling (Aksoy & Haralick, 2000). This sets the range maximum value to 1, which corresponds to the worst rating in each category; and sets the range minimum value to 0, which corresponds to the best rating in each category. This is used so that all values are standardized with a value between 0 and 1 conforming to industry standard techniques. The COF is calculated using Equation 3 in Appendix N.

---

The subsequent sections discuss the purpose, scoring criteria, and scoring calculation for the 7 sub-criteria.

---

#### 4.1.1.1 Service Connection

##### Purpose

The service connection criterion is intended to quantify the consequence a failure would have on water availability to the affected customers. For example, if a transmission main fails and is shut down, any services on that transmission main segment would be temporarily unable to deliver water to customers.

##### Scoring

The Service Connection scoring is established by assigning a transmission main segment with more than 3 service connections a score of 5. If transmission mains have between 1 and 3 service connections, it received a score of 3. If transmission mains have no service connections, it received a score of 1. The Service Connection and corresponding Service Connection Score can be seen in Table 5 (Page 4-7). Results are shown in Appendix C.

**Table 5. Service Connection Score**

Service Connections	Score
> 3	5
$\leq 1 \leq 3$	3
0	1

---

#### 4.1.1.2 Pipe Diameter

##### Purpose

The Pipe Diameter criterion is used to classify transmission main segments by pipe diameter. Larger diameter mains have the ability to cause substantially greater damage by way of having the ability to flow a larger amount of water.

##### Scoring

Pipe Diameter scoring specifies the pipe diameter of each transmission main segment. The Pipe Diameter scoring starts by assigning transmission main segments sized 16-inch or lower a score of 1 and then ends with the 36- and 48-inch transmission main segments receiving a score of 5, as shown in Table 6 (Page 4-8). Results are shown in Appendix D.

**Table 6. Pipe Diameter Score**

Pipe Diameter [in.]	Score
36, 48	5
30	4
24	3
20, 18	2
≤ 16	1

---

### 4.1.1.3 Street Type

#### Purpose

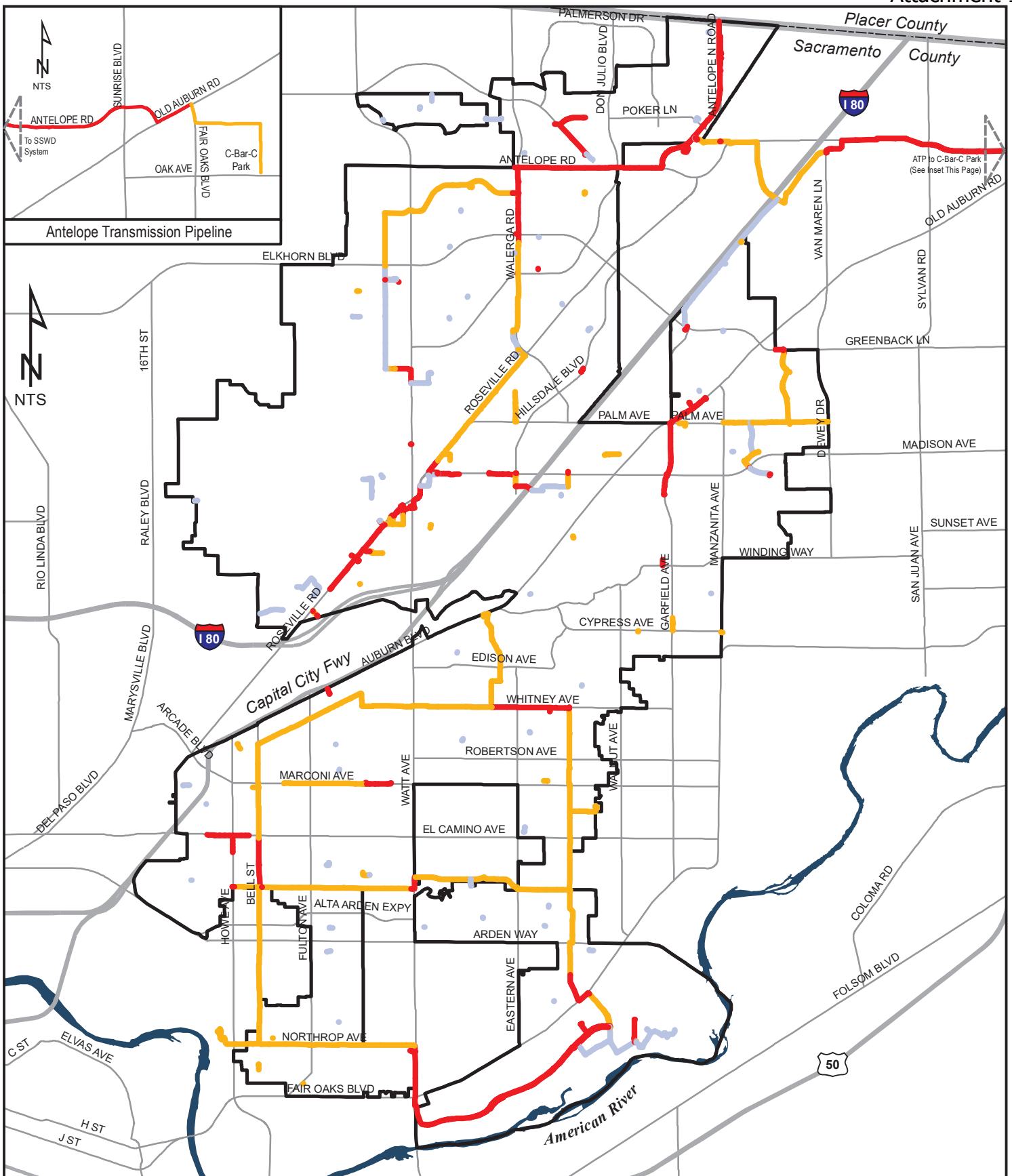
The Street Type criterion is used to estimate the financial impact of a transmission main segment failure within a county or city designated street. A segment failure within an arterial street has a greater liability than a failure in a residential street.

#### Scoring

The Street Type scoring is established by importing the Sacramento County (includes Cities) street designation into GIS and overlaying it against the location of the transmission main segments. Transmission main segments within an arterial street received a score of 5, those within a collector street received a score of 4, those within a residential street received a score of 3, and all others not in a designated street, assigned N/A, received a score of 1, as shown in Table 7 (Page 4-9) and Figure 2 (Page 4-10). Results are shown in Appendix E.

**Table 7. Street Type Score**

Street Type	Score
Arterial	5
Collector	4
Residential	3
N/A	1



**Legend**

- Arterial
- Collector
- Residential



Transmission Main Asset Management Plan  
August 2020

**Figure 2**  
**Transmission Main and Source Main**  
**Street Type**

#### 4.1.1.4 Segment Length

##### Purpose

The Segment Length criterion is used to account for the length of a transmission main segment. Longer segments tend to cause a higher consequence of failure. A transmission main segment is considered to pose less risk when the length is shorter, with fewer customers impacted by the break and repair work.

##### Scoring

The Segment Length score was determined based on the calculated length within the GIS. A segment length greater than 2,000-ft received a score of 5, segments that are between 500- and 2,000-ft received a score of 3, and any segment less than or equal to 500-ft received a score of 1. Scoring for segment length is shown in Table 8 (Page 4-11). Results are shown in Appendix F.

**Table 8. Segment Length Score**

Segment Length (ft)	Score
> 2000	5
> 500 ≤ 2000	3
≤ 500	1

---

#### 4.1.1.5 Crossings

##### Purpose

The Crossings criterion is used to estimate the consequence of a transmission main segment break at a creek, highway, or railroad crossing. Such failures have potential to result in a higher liability and cost to repair. A transmission main segment break that discharges water into a creek may result in environmental impacts and fines by regulatory agencies (e.g., Sacramento County Environmental Management, Division of Drinking Water, etc.), and a break under a highway or railroad, which has potential to cause major transportation issues, is a much greater liability.

##### Scoring

The Crossings scoring was determined by assigning any transmission main segment that crosses a creek (Yes-CC), highway (Yes-HW), or railroad (Yes-RR) a score of 5. Segments that do not contain a crossing received a score of 1. Crossings Score is listed in Table 9 (Page 4-12). Results are shown in Appendix G.

**Table 9. Crossings Score**

Crossing	Score
Yes-CC, - HW , and - RR	5
No	1



---

#### 4.1.1.6 Source

##### Purpose

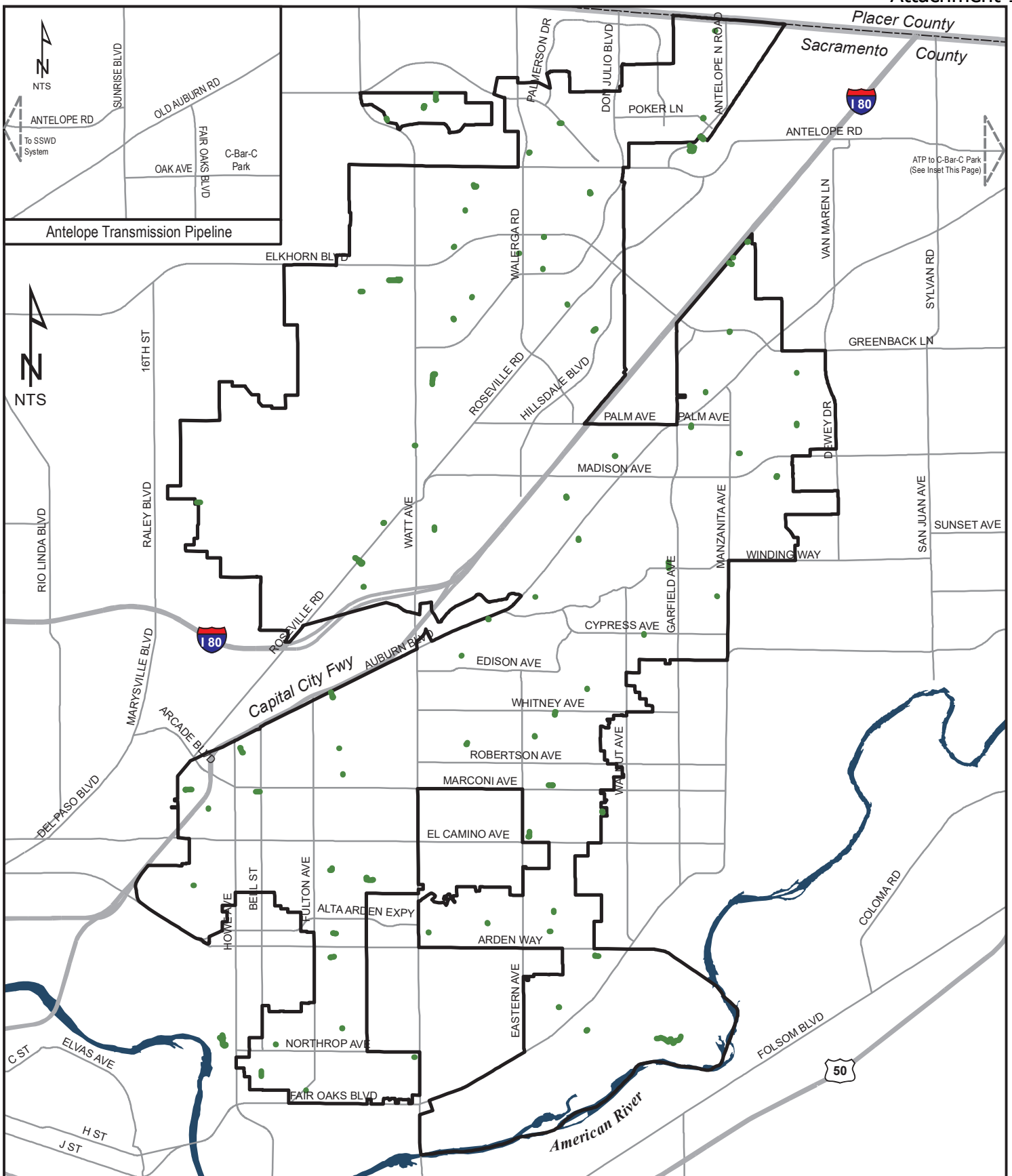
The Source criterion is used to account for segments that supply water to the distribution system from a water source (e.g., Antelope Transmission Pipeline (ATP), Reservoir, Single, Well Site). The risk of these pipelines failing would prevent supplying water from those sources, which limits the available sources and possibly causing a water supply shortage. A Single Source is described as serving a large area served by only one water supply.

##### Scoring

The Source score was calculated by assigning any transmission main segments that provide water to the distribution system with a score of 5. These source segments are classified as ARSW (ATP-Reservoir-Single-Well Site) in the data tables. All other transmission main segments received a score of 1. The score breakdown is listed in Table 10 (Page 4-13) and can be seen in Figure 3 (Page 4-14). Results are shown in Appendix H.

**Table 10. Source Score**

Source	Score
ATP, Single, Reservoir, Well Site	5
N/A	1



**Legend**

— Source Main



Transmission Main Asset Management Plan  
August 2020

**Figure 3  
Source Main**

---

#### 4.1.1.7 Distribution Connections

##### Purpose

The Distribution Connections criterion is used to account for all distribution connections that are tied into a transmission main segment. A transmission main segment is considered desirable when there are fewer distribution main connections on a segment so that a failure can be isolated quickly and with fewer customers impacted by the break and repair work.

##### Scoring

The Distribution Connections score was calculated by counting the number of distribution connections in a transmission main segment. Distribution connections into a transmission main segment greater than 3 received a score of 5, those with 2 or 3 distribution connections received a score of 3, and those with 1 or no distribution connections received a score of 1. Scoring is shown in Table 11 (Page 4-15). Results are shown in Appendix I.

**Table 11. Distribution Connections Score**

Distribution Connections	Score
> 3	5
> 1 ≤ 3	3
≤ 1	1

### **4.1.2 Likelihood of Failure (LOF)**

The second category in the ROF analysis is LOF. LOF assesses and aggregates 4 sub-criteria:

- Pipe Age;
- Pipe Material;
- Failure Rate; and
- Static Pressure.

These four sub-criteria are shown as industry standards, which will provide the most accurate categorization of the quality of pipes for each transmission main segment. The data is evaluated for each transmission main segment as to how the sub-criteria contributes to the probability of a pipe failure.

Two of the above sub-criteria (Pipe Age and Pipe Material) receive a doubled score, representing a higher probability of the pipe failing. Once each sub-criteria is scored, it is then normalized using a mathematical technique called Feature Scaling (Aksoy & Haralick, 2000). This sets the range maximum value to 1, which corresponds to the worst rating in each category; and sets the range minimum value to 0, which corresponds to the best rating in each category. This is used so that all values are standardized with a value between 0 and 1 conforming the industry standard techniques. The LOF is calculated using Equation 2 in Appendix N.

The subsequent sections discuss the purpose, scoring criteria, and scoring calculation(s) for each of the four sub-criteria.

---

#### 4.1.2.1 Pipe Age

##### Purpose

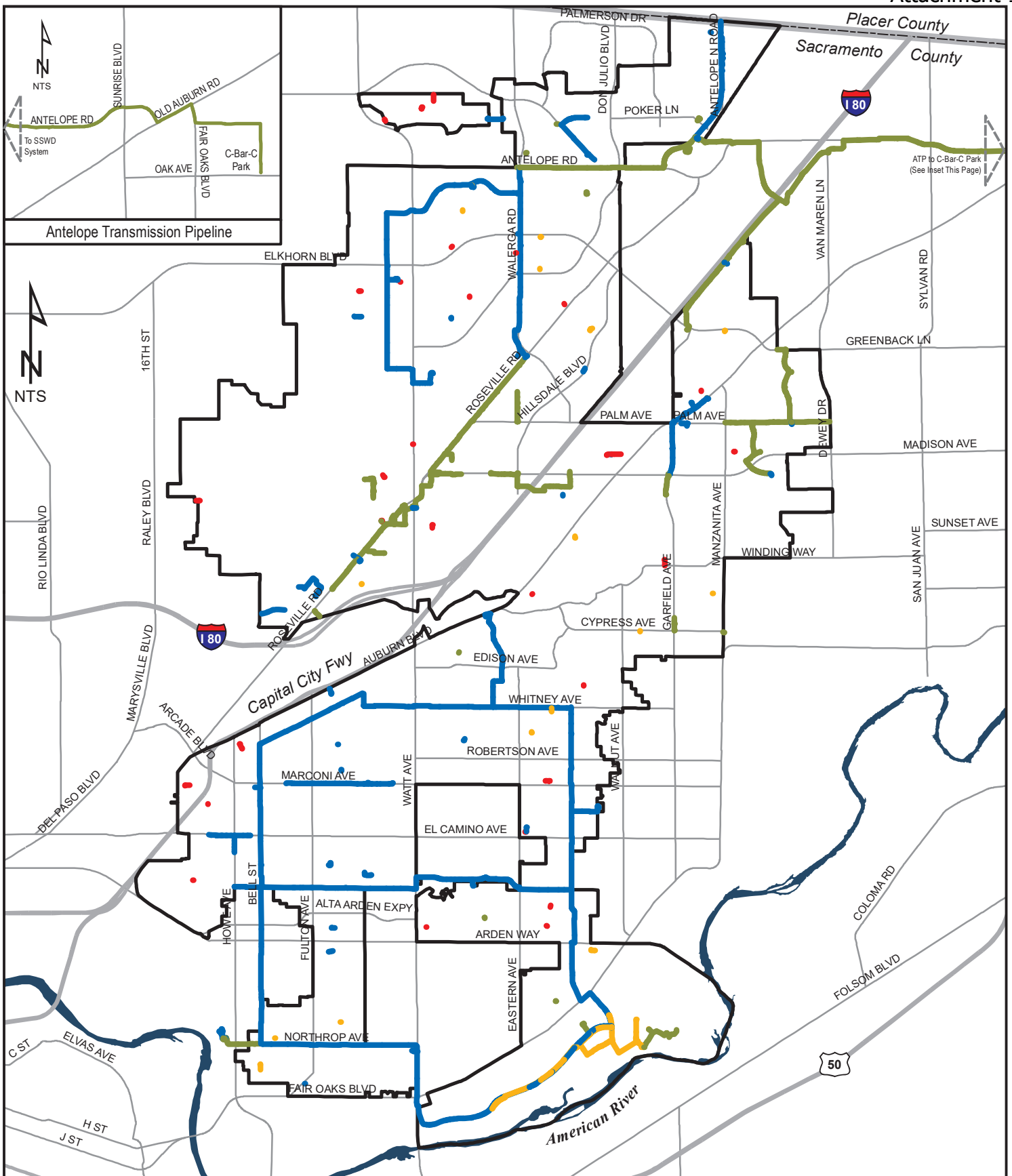
The Pipe Age is indicative of potential failure since older pipe is generally more likely to experience an age-related failure from general deterioration of the pipe material. As a pipe ages, coatings or protective materials degrade, causing the pipe to be more vulnerable to environmental factors; and in the case of AC, the chemical composition of the pipe material degrades and weakens.

##### Scoring

Pipe Age scoring uses the age of each transmission main segment. The Pipe Age Increment Scale was developed based on all pipe material types' assumed useful life of approximately 80-100 years. Scoring details are shown in Table 12 (Page 4-17) and the age by transmission main segment are shown in Figure 4 (Page 4-18). Results are shown in Appendix J.

**Table 12. Pipe Age Score**

Pipe Age [years]	Score
> 80	5
> 60 ≤ 80	4
> 40 ≤ 60	3
> 20 ≤ 40	2
≤ 20	1



**Legend**

- 61 - 80 Years
- 41 - 60 Years
- 21 - 40 Years
- 0 - 20 Years



Transmission Main Asset Management Plan  
August 2020

**Figure 4**  
**Transmission Main and Source Main**  
**Age Range**

#### 4.1.2.2 Pipe Material

##### Purpose

Pipe Material is one of the best indicators of transmission main reliability. There has been a variety of material types of transmission mains installed.

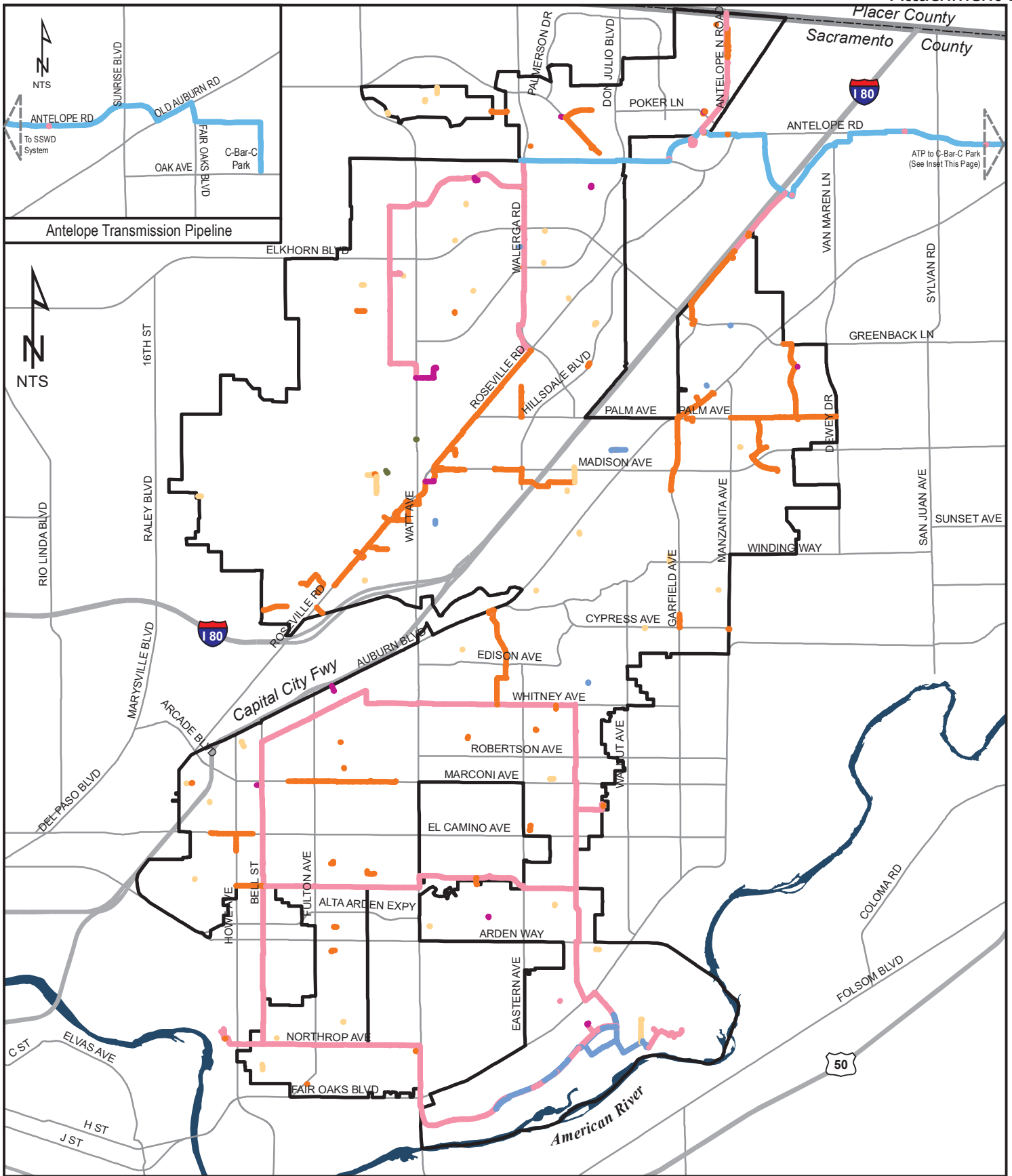
##### Scoring

Pipe Material score is given to each transmission main segment based on the pipe material types shown below in Table 13 (Page 4-19). The Pipe Material score was determined from discussions with our operations staff and industry knowledge.

The Pipe Material score results for each transmission main segment are shown in Appendix K. Figure 5A (Page 4-20) shows the various Pipe Material used within SSWD, while Figures 5B – 5H (Pages 4-21 through 4-27) isolate AC, CC, CI, CMLCS, DI, MLS, and PVC pipe, respectively.

**Table 13. Pipe Material Score**

Pipe Material	Score
CI, MLS	5
AC	4
PVC	3
DI	2
CC, CMLCS	1



**Legend**

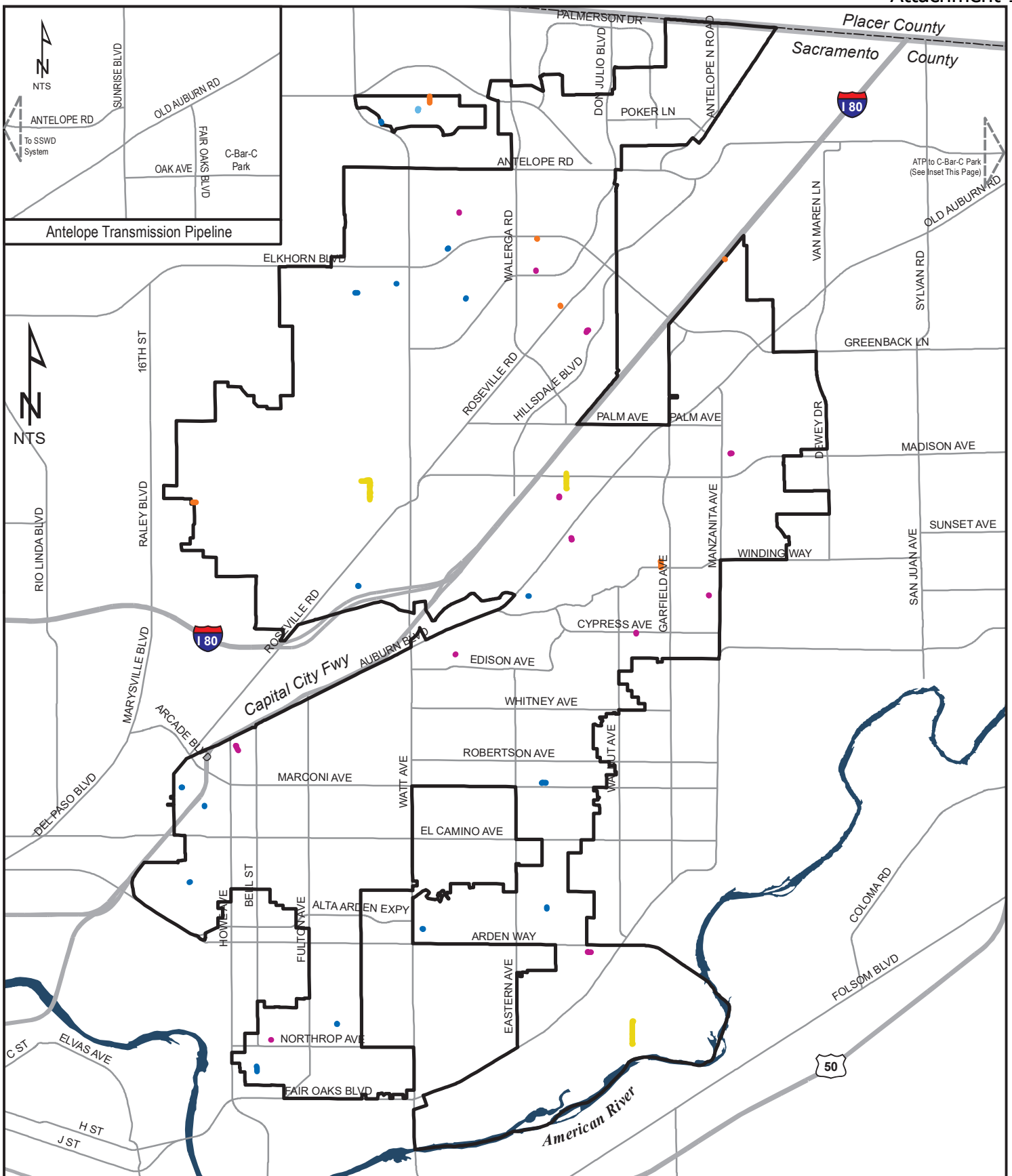
- AC
- CC
- CI
- CMLCS
- DI
- MLS
- PVC



Transmission Main Asset Management Plan  
August 2020

**Figure 5A**  
**Transmission Main and Source Main**  
**Material Types**





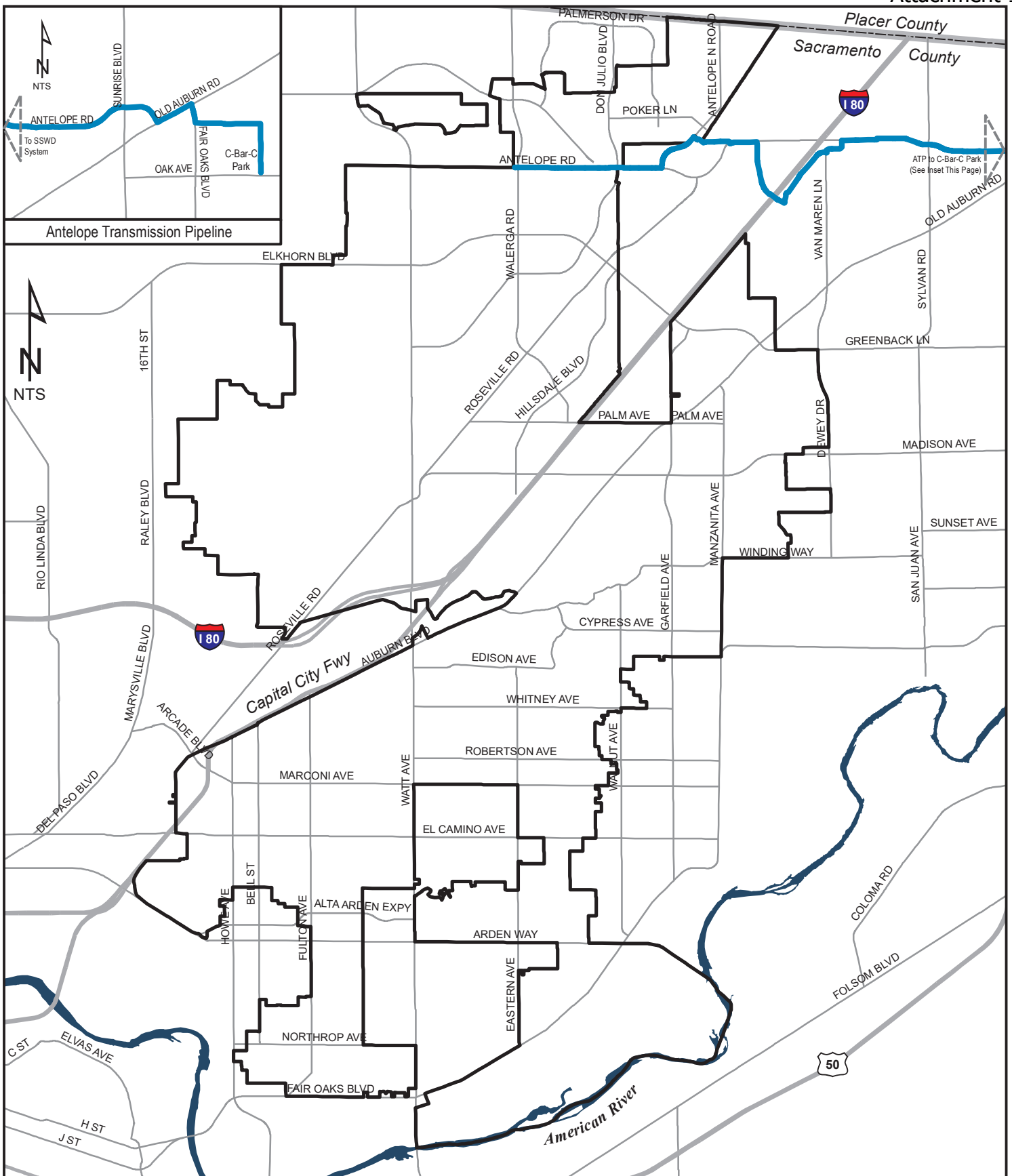
**Legend**

- 6"
- 8"
- 10"
- 12"
- 16"



Transmission Main Asset Management Plan  
August 2020

**Figure 5B**  
**Transmission Main and Source Main**  
**Material Type - AC**



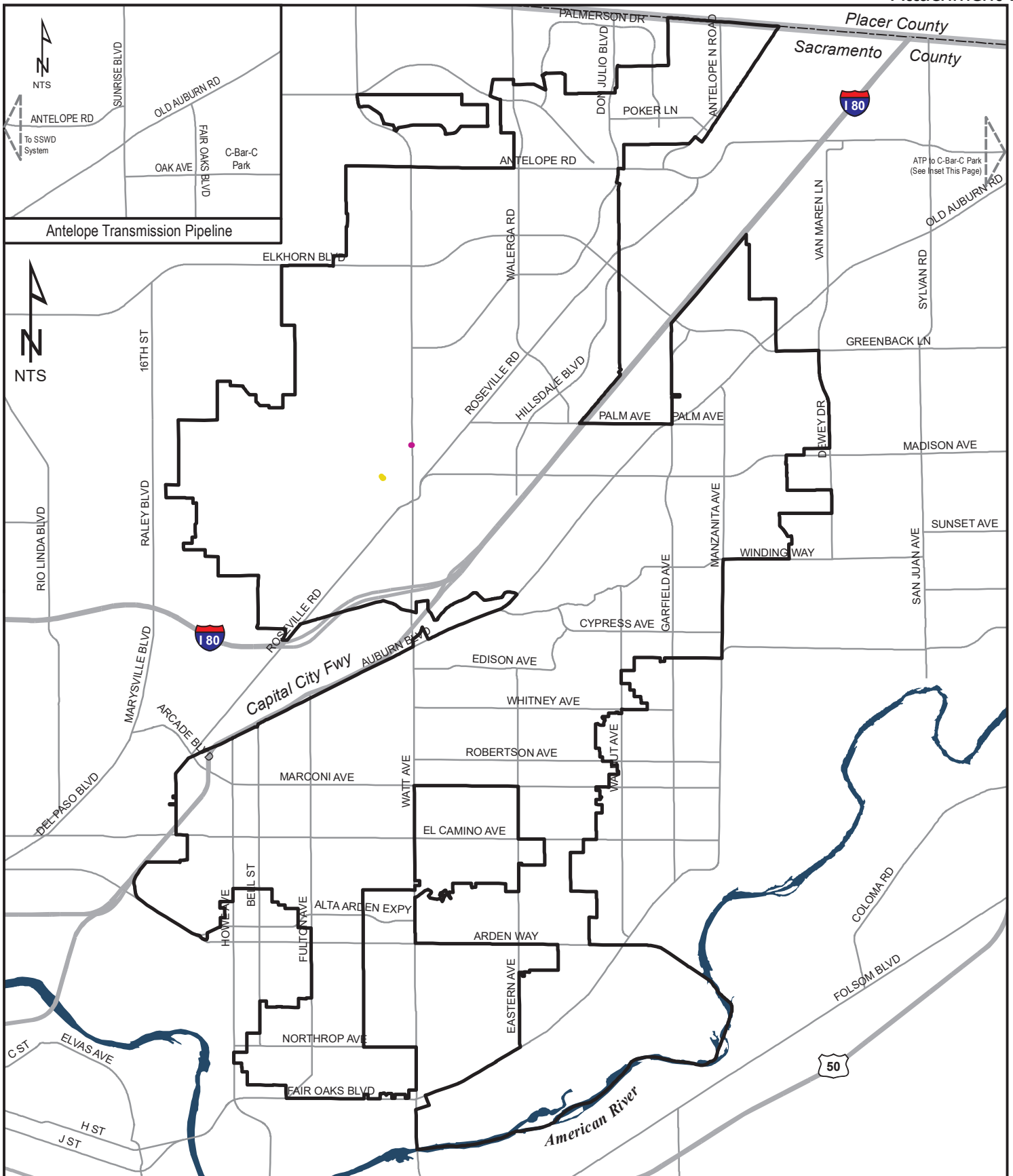
**Legend**

— 48"



Transmission Main Asset Management Plan  
August 2020

**Figure 5C**  
**Transmission Main and Source Main**  
**Material Type - CC**



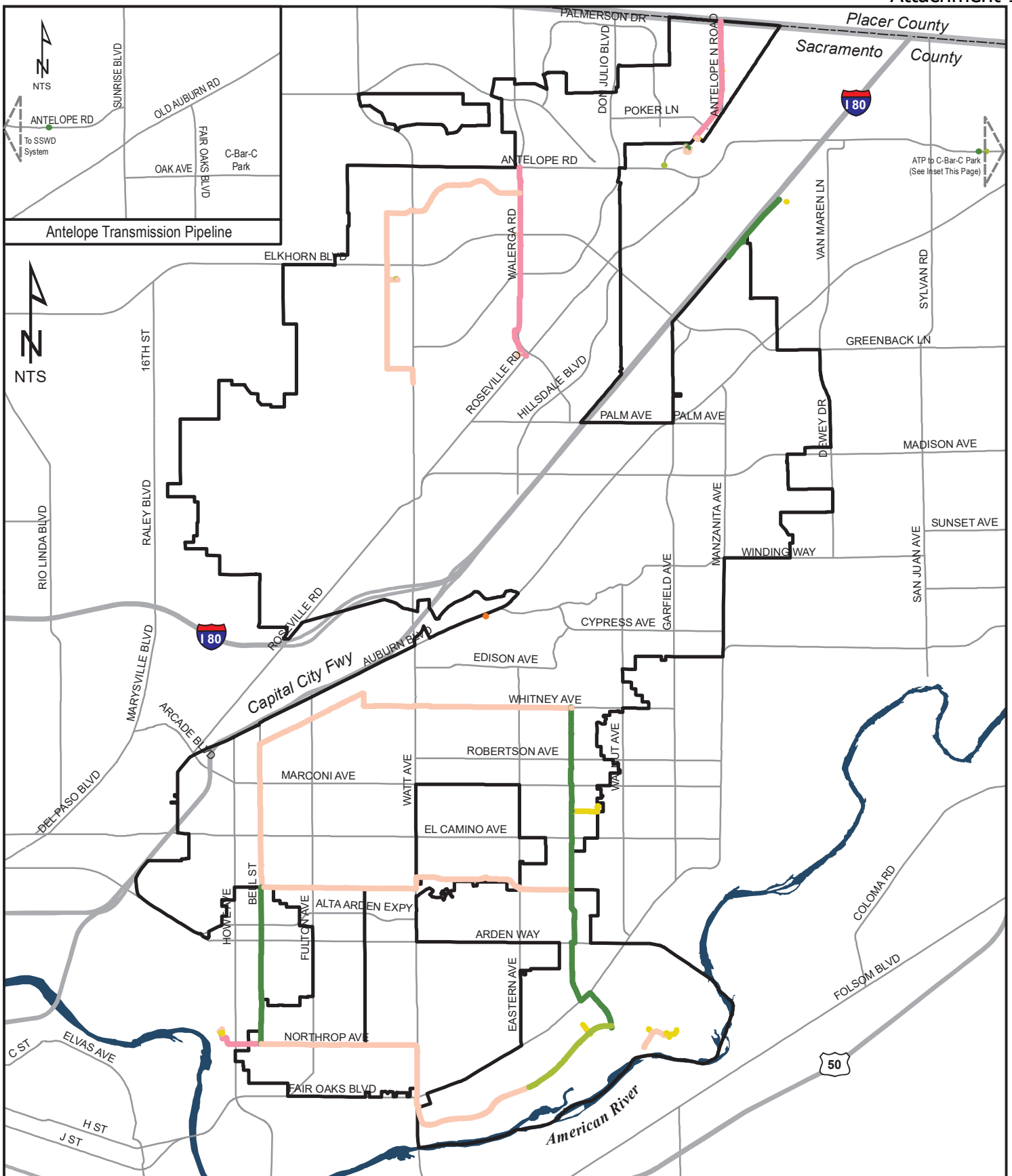
**Legend**

- 10"
- 16"



Transmission Main Asset Management Plan  
August 2020

**Figure 5D**  
**Transmission Main and Source Main**  
**Material Type - CI**



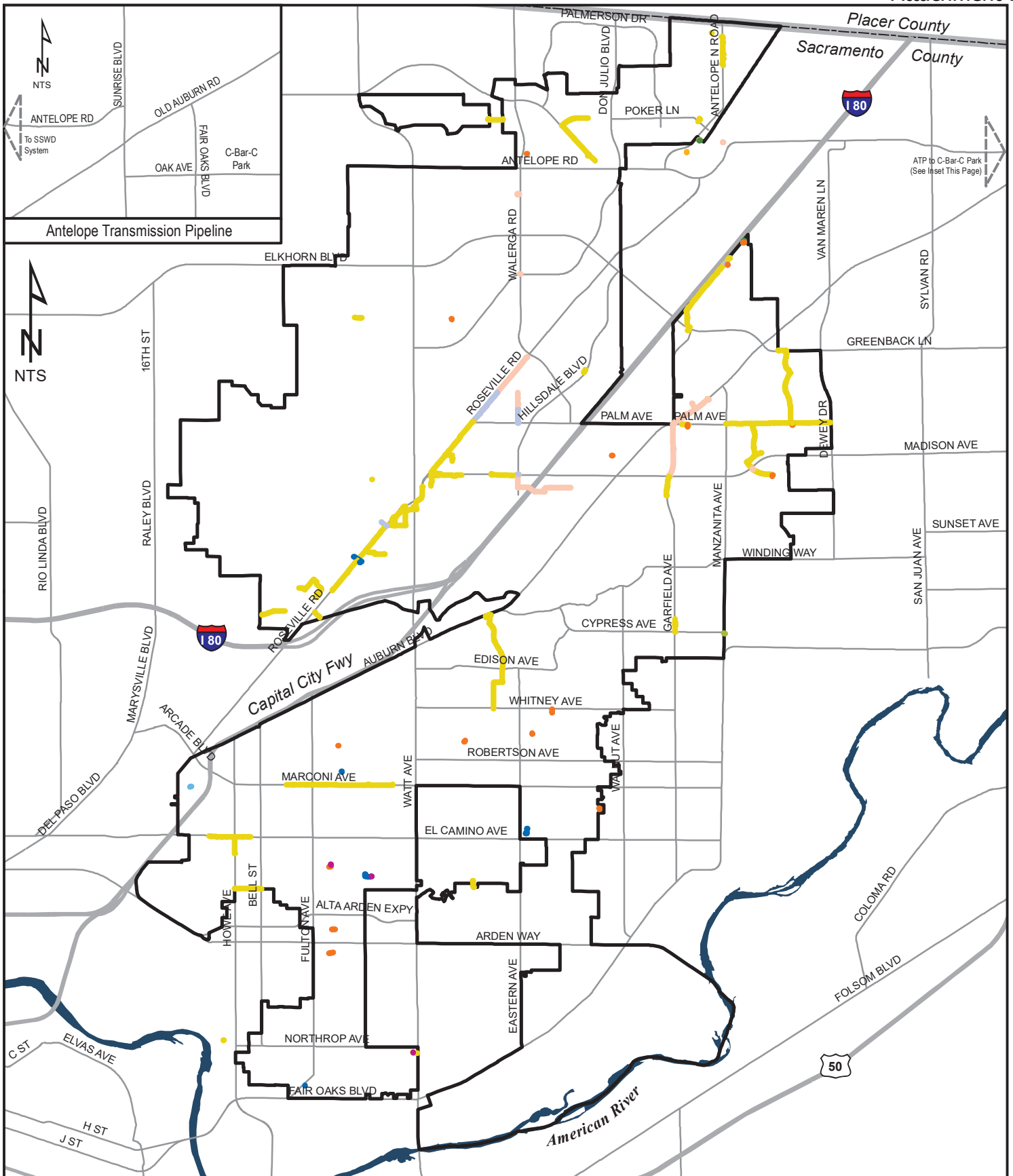
**Legend**

- 10"     — 24"
- 12"     — 30"
- 16"     — 36"
- 18"



Transmission Main Asset Management Plan  
August 2020

**Figure 5E**  
**Transmission Main and Source Main**  
**Material Type - CMLCS**



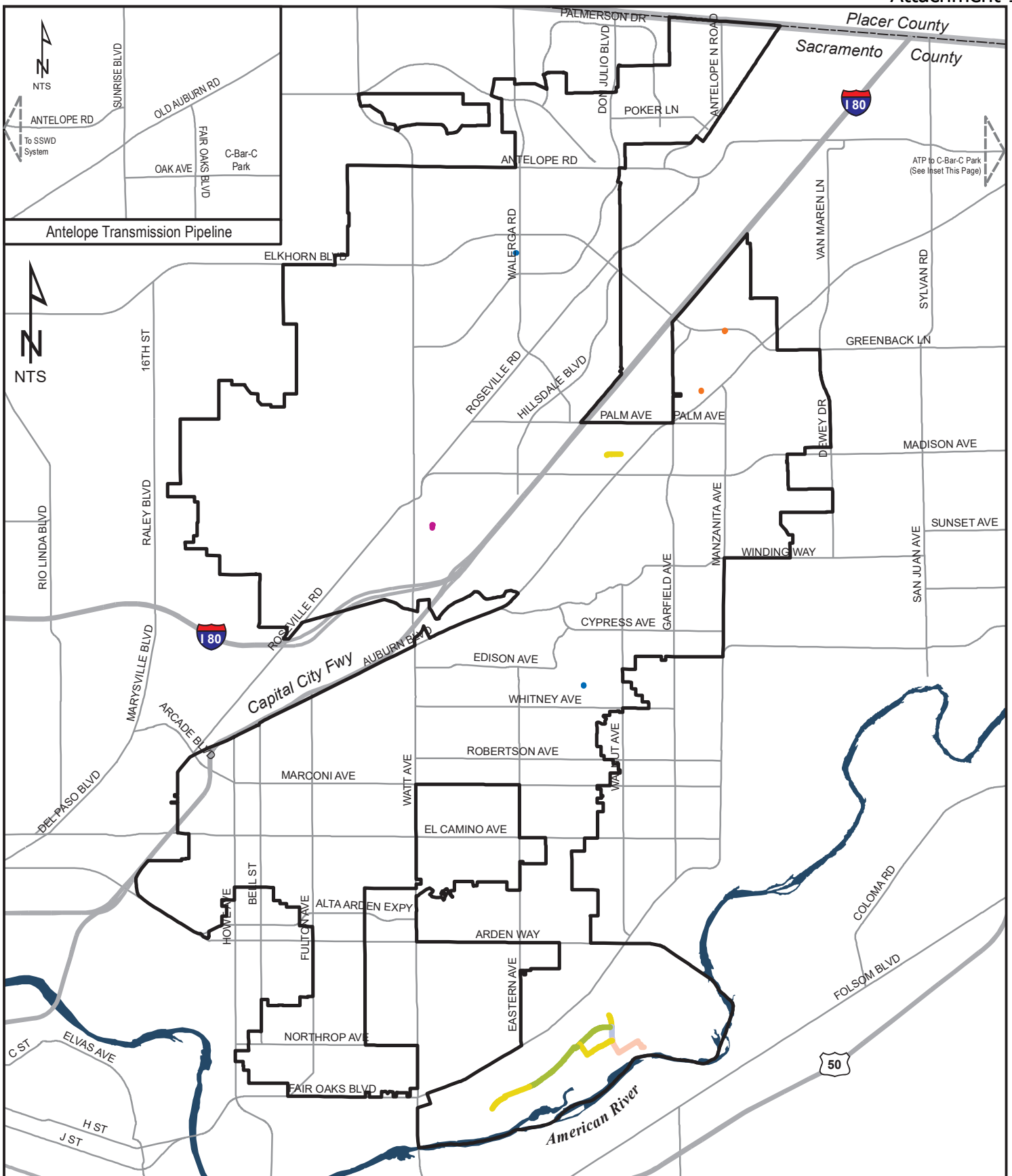
**Legend**

- 6"
- 8"
- 10"
- 12"
- 14"
- 16"
- 18"
- 20"
- 24"
- 30"



Transmission Main Asset Management Plan  
August 2020

**Figure 5F**  
**Transmission Main and Source Main**  
**Material Type - DI**



**Legend**

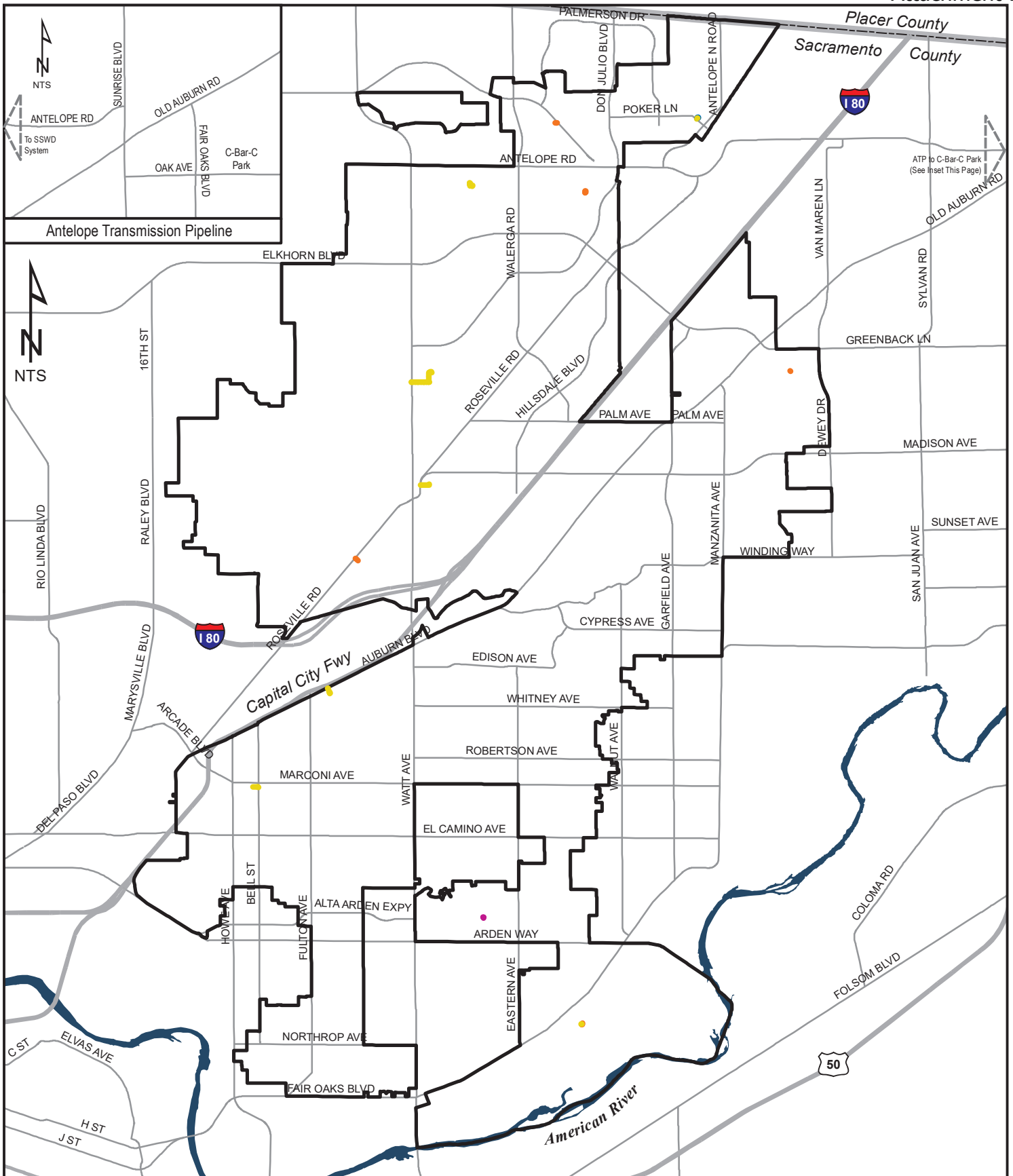
- 8"
- 10"
- 12"
- 16"
- 18"
- 20"
- 24"



Transmission Main Asset Management Plan  
August 2020

**Figure 5G**  
**Transmission Main and Source Main**  
**Material Type - MLS**





**Legend**

- 8"
- 10"
- 12"
- 16"



Transmission Main Asset Management Plan  
August 2020

**Figure 5H  
Transmission Main and Source Main  
Material Type - PVC**

---

### 4.1.2.3 Failure Rate

#### Purpose

Leaks on active transmission mains are shown in Figure 6 (Page 4-29). There are very few leaks on the transmission main system.

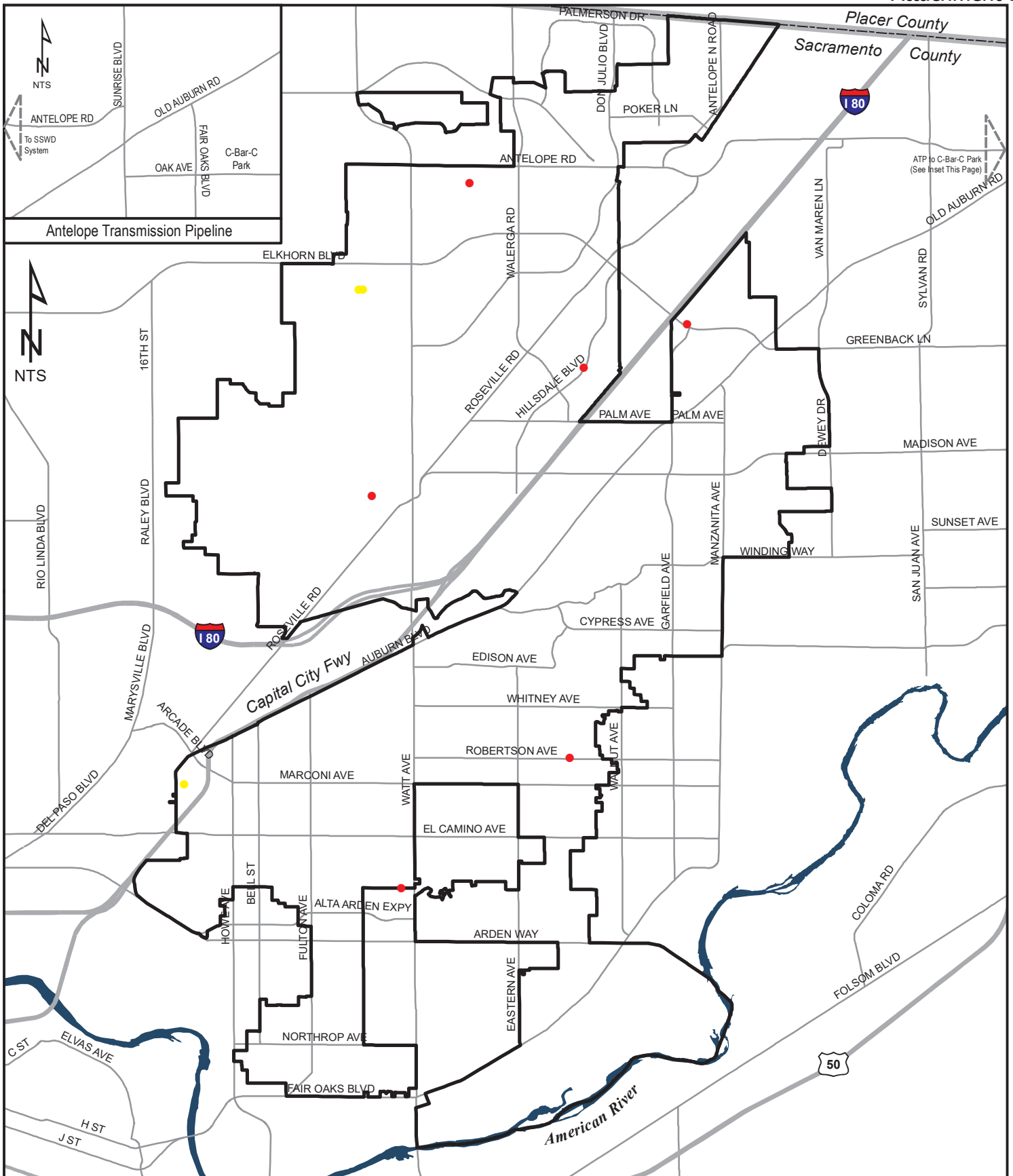
#### Scoring

Failure Rate scoring was calculated by taking total transmission main leaks per transmission main segment and scored using Table 14 (Page 4-28). Results are shown in Appendix L

**Table 14. Failure Rate Score**

Failure Rate [leaks/segment]	Score
> 3	5
$\geq 1 \leq 3$	3
< 1	1





**Legend**

- Leaks - Transmission Main
- Leaks - Source Main



Transmission Main Asset Management Plan  
August 2020

**Figure 6**  
**Transmission Main and Source Main**  
**Failure Rate**

#### 4.1.2.4 Static Pressure

##### Purpose

Transmission mains with higher static pressures are more prone to damage. As noted in a water main break comprehensive study performed by Utah State University, "... some utilities have reduced operating pressures to reduce leakage rates. Pressure control and reduction is a common methodology to both reduce water leaks and reduce water main breaks" (Utah State University - Burried Structures Laboratory, 2018). Although most transmission mains were designed with an intended static pressure, older source mains were not and should be scored accordingly.

##### Scoring

Static Pressure scoring examines the SCADA system. The transmission main segments are then assigned a pressure reading from the nearest SCADA data point. Segments with a pressure greater than 80-psi received a score of 5 while those with a pressure between 60- and 80-psi received a score of 3 and those with a pressure less than 60-psi received a score of 1. Scoring details are shown in Table 15 (Page 4-30). Results are shown in Appendix M.

**Table 15. Static Pressure Score**

Static Pressure	Score
> 80	5
> 60 ≤ 80	3
≤ 60	1

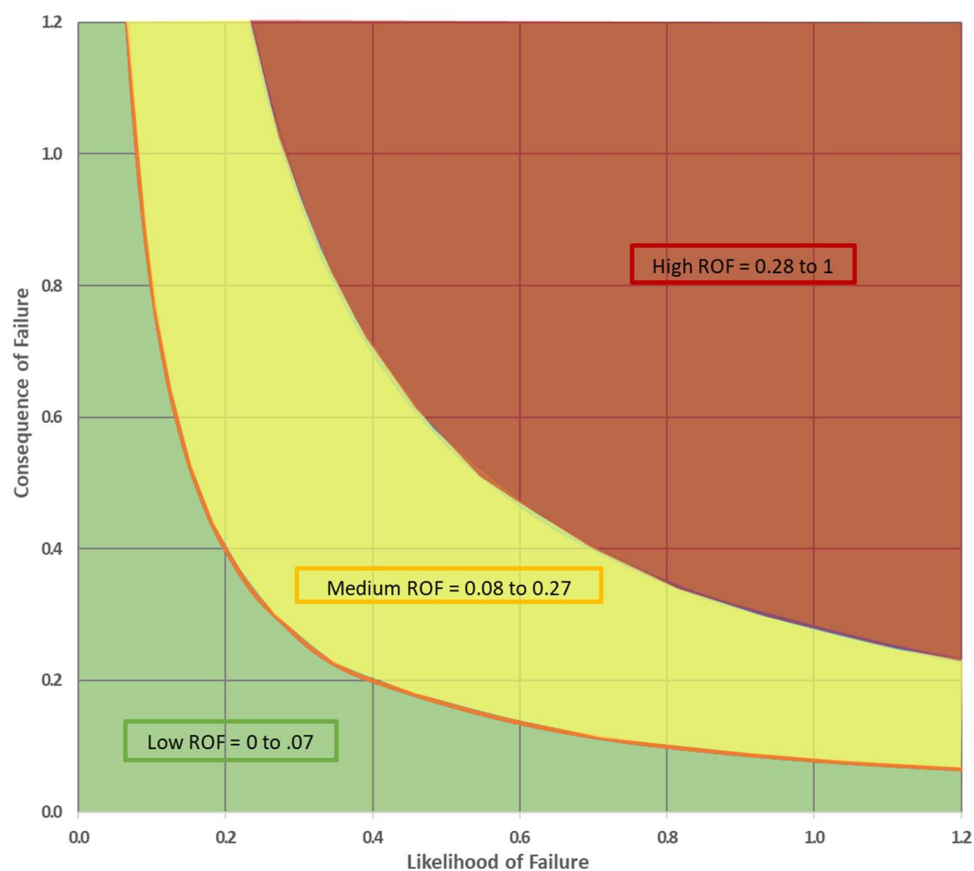
### **4.1.3 Risk of Failure (ROF)**

The ROF equation, Equation 1 in Appendix N, calculates each transmission main segment's risk by multiplying the LOF by the COF (Brown and Caldwell, 2017). The ROF score is then ranked by highest to lowest, presenting the highest risk segments.

## 4.2 Direct Method

After the completion of the Indirect Method and all transmission main segments have received a Risk of Failure Score, the highest ranking transmission main segments that score within the High ROF range, shown in Chart 5 (Page 4-32), will be examined further with field investigations (i.e., Direct Method).

The Direct Method will verify or adjust the Indirect Method's prioritization of the transmission main segments but it should be considered on a cost and results driven basis. The Direct Method shall be utilized as recommended by the Engineering Manager and approved by the General Manager.



**Chart 5. Risk of Failure (ROF)**

---

High ROF segments will be evaluated using one or more of the following field investigation methods of the direct method:

- Visual inspection;
- Laboratory strength testing;
- Material chemical testing; and
- Wall thickness measurement.

#### **4.2.1 Visual Inspection**

The condition of transmission mains may be analyzed through visual inspection by either internal video or internal and external visual observation.

Traditional visual inspection technologies include a Closed Circuit Television (CCTV) survey that requires a complete shutdown to isolate a pipeline. These surveys are considered intrusive due to customers and hydrants temporarily being taken out of service.

Potential non-destructive visual inspection technologies that could be utilized include the use of a swimming remotely operated vehicle with sensors and mini cameras. Vendors are beginning to offer the use of these technologies in new and innovative ways. SSWD will continue to research and explore new technologies as they evolve. A brief description of some vendors utilizing these technologies in innovative ways are described below.

**4.2.1.1 JD7 Investigator**

This technology performs up to 1,000-meter (3,280 feet) surveys at a time using a High Definition CCTV coupled with a hydrophone and high-powered sonde for precise leakage and acoustic surveys. The combination of the CCTV and hydrophone allows up to double the distance surveyed a day compared to traditional leak detection methods.

**4.2.1.2 SAHARA**

This technology uses a method composed of a tethered system with acoustic leak detection and inline video. The monitoring tool is pulled by the flow of water and checks internal pipe wall conditions and pipeline features by sweeping across the pipe walls with the onboard sensors.

**4.2.2 Laboratory Strength Testing and Material Chemical Testing**

Laboratory strength testing can give an understanding on the relative strength of a pipe material. Compression and tensile testing can be used to estimate the remaining useful life of a pipe. Material chemical testing is an industry standard procedure when assessing the degradation of AC pipe. It has the ability to show the approximate calcium leached from the outer wall. Calcium leaching has proven to make AC pipe “water logged” causing it to become brittle. If the original design criterion is known, the remaining useful life of an AC pipe can be estimated based on the amount of calcium that has leached from the pipe walls.

**4.2.3 Wall Thickness Measurement**

Utilizing technology to calculate or measure wall thickness of an in service or removed section of pipe is another way to assess the remaining useful life of a pipeline.

**4.2.3.1 Acoustic Monitoring (Echologics)**

This technology is most effective on AC pipe and can provide an indication of average wall thickness between two transmitter locations. This method provides measurements, which can detect widespread wall loss.

**4.2.3.2 X-Ray (TEAM Industrial)**

This method requires that a section of metallic pipe be removed for examination. This technology can provide a wall thickness profile of a metallic pipe section. Knowing the original thickness, one can estimate the remaining useful life of the pipe material based on the decay rate. The X-Ray testing method can provide reliable wall thickness data for metallic pipes.

Implementing destructive wall thickness testing methods can be expensive. However, the ability to calculate an estimate for pipeline decay may help determine the remaining useful life of those pipes.

**4.2.3.3 Future Technologies**

SSWD will continue to research and utilize appropriate technologies when opportunities arise.

### **4.3 Material Condition Evaluation**

As verified in Section 4.1 and 4.2, the condition of the pipe material degrades with time from external factors (i.e. corrosion effects from water and/or soils). Newer pipe materials installed to modern standards are generally much less susceptible to corrosion. Pipe Materials such as AC and MLS have proven to be the most problematic for SSWD.

The field investigations and data analysis support the scores detailed for sub-criteria Pipe Material and Pipe Age. The scores are detailed in Table 13 (Page 4-19). As appropriate, future investigations and analyses should be done to support the Failure Rate data gathered.

#### **4.3.1 Cathodic Protection**

There are approximately 400 test stations on the CMLSC, CCP, and MLS Pipelines. According to a recent cathodic protection survey performed by Legion Solutions & Services (Legion), “None of the transmission pipelines were installed with sacrificial anode or impressed current cathodic protection system for external corrosion protection” (Legion Solutions & Services, 2020). Cathodic protection systems are typically recommended to be designed and installed on transmission pipelines due to the high importance and function within a water system. Additionally during the 2020 survey done by Legion, it was documented that “Although the [Transmission] pipelines do not have a corrosion protection system, the [CLMCS], CCP and MLS pipelines were reportedly electrically continuous and contain test stations at regular intervals to monitor the corrosion activity of the pipelines” (Legion Solutions & Services, 2020). The 2020 Discovery Survey completed by Legion, establishes a benchmark understanding of the condition the metallic transmission pipelines (other than DI) within SSWD’s system. SSWD shall continue to monitor the condition of the metallic transmission pipelines through surveys, with the intent to monitor the corrosion activity in the pipelines.



### **4.3.2 Pipe Material**

#### Cast Iron (CI)

SSWD has less than 200-feet of CI pipe in its Transmission Main system. It was installed in the 1940's within the boundaries of McClellan Business Park at two water sources (Tank 216 and Well MC-10).

#### Mortar Lined Steel (MLS)

MLS pipe is considered the highest risk pipe material in SSWD based on the institutional knowledge of our Operations Department. Therefore, MLS pipe ranks highest on the "Pipe Material" category. A known failure point on the MLS pipe are the welded service taps.

From the article *Buried No Longer: Confronting America's Water Infrastructure Challenge* (American Water Works Association, 2012), it is estimated that MLS pipe has a service life between 75 and 95 years but, as described in the WSMP, transmission mains installed prior to 1985 have an estimated 70-year service life. Based on the installation year of SSWD's MLS pipe, the anticipated service life is near 70 years.

#### Asbestos Cement (AC)

AC was the next least reliable material based on SSWD's history. It is documented that AC pipe examined is losing wall thickness from both interior and exterior wall surfaces due to major loss of calcium (JDH Corrosion Consultants, Inc., 2014). Another cause of failure of AC pipe is expansive soils, which can lead to swelling and shrinkage of the soil that generates bending stresses in pipes (East Bay Municipal Utility District, 2012). Expansive soils are present in SSWD but have a very irregular distribution (United States Department of Agriculture, 1993).

Useful life of AC pipe in the Western United States is considered 75 years (American Water Works Association, 2012). This correlates well with a useful life of 80 years in SSWD's Water System Master Plan (Brown and Caldwell, 2017).

---

### Polyvinyl Chloride (PVC)

PVC pipe is not commonly installed in SSWD's Transmission Main system and only makes up approximately 3,500-feet. Although PVC pipe is lighter and corrosive resistant, according to *Buried No Longer: Confronting America's Water Infrastructure Challenge* (American Water Works Association, 2012), PVC pipe has an estimated useful life of only 70 years.

### Ductile Iron (DI)

DI pipe is one the SSWD's most reliable pipe materials due to its high strength, durability, and corrosion resistance properties. It is estimated that that DI has a design life expectancy of "at least 105 years" (Ductile Iron Pipe Research Association, 2016). Although DI is the SSWD's standard pipe material for 16-inch and smaller water mains, the cost of DI increases exponentially above 16-inch diameter, making other pipe materials (CC and CLMCS) more cost effective.

### Concrete Cylinder (CC)

One top rated pipe material used in SSWD's transmission system is CC. Per AWWA C303 standard, this pipe has "a welded steel cylinder with steel joint rights welded to the ends... Continuous reinforcing bar[s are] then helically wound, under measured tension, around the line cylinder; and a mortar coating not less than ¾-inch thick measure from the outside of the reinforcing bars is placed using high-velocity impactation" (American Water Works Association, 2017). The design engineer that installed SSWD's CC Pipe estimates a useful life of between 75 – 90 years.

### Cement Mortar Lined and Coated Steel (CLMCS)

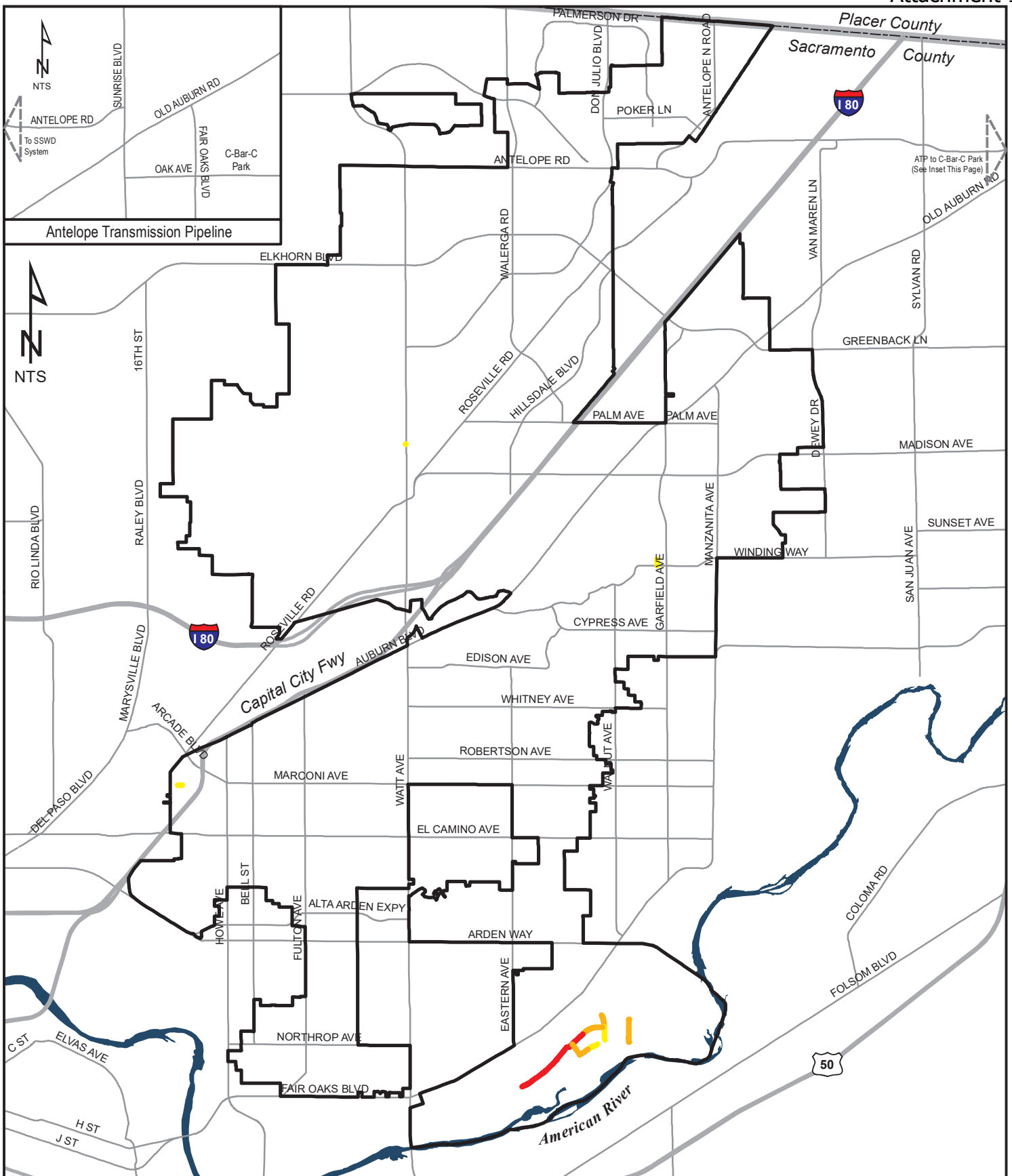
Another top rated pipe material with in SSWD is CLMCS. CLMCS is a "butt-joint welded straight-seam or spiral-seam steel pipe" (American Water Works Association, 2017). This pipe is then protected utilizing American Water Works Association C205 – Cement-Mortar Protective Lining and Coating for Steel Water Pipe – 4 Inch and Larger – shop applied. As noted in the WSMP, transmission mains installed after 1985 have an estimated 90-year service life. Since this pipe is steel, it is susceptible to corrosion and should be monitored as described in Section 4.3.1.

#### **4.4 Transmission Main Segment Priority**

As a result of the analysis, the identified transmission main segments are ranked in terms of priority for further analysis. The ranking table (Appendix A) shows the priority for transmission main segments. Information was also solicited from the Operations managers and staff regarding their experience in the maintenance of the transmission main system. In general, their experience supported the rankings shown.

The Condition Assessment component of this Plan is new. As such, the Plan is intended and expected to evolve and be refined with future Plan updates. In particular, this will allow the Plan to mature as Direct Method investigations are completed on the high-risk transmission main segments. Condition data from the Direct Method will be incorporated into the Indirect Method to improve the scoring criteria and provided an improved predictive model. Furthermore, since scores are primarily based on current institutional knowledge at this time, the expectation is that this Plan will also benefit with each revision by additional industry information, including best practices, as they become available.

Figure 7 (Page 4-40) represents the Top 15 ROF segments produced from the analysis on all transmission main segments.



**Legend**

- ROF Rank 1 - 5
- ROF Rank 6 - 10
- ROF Rank 11-15



Transmission Main Asset Management Plan  
August 2020

**Figure 7**  
**Transmission Main and Source Main**  
**Risk of Failure**  
**(Top 15 Segments)**

---

## 4.5 Funding for Transmission Main Replacement Projects

In 2019, SSWD executed a contract with *Raftelis* to prepare a “*Comprehensive Water Cost of Service Study*.” Their plan reflected ten-year operating and capital program budgets from CY2019 through CY2028. As a result of this study and report, the Board adopted a series of five annual rate increases ranging from 3% to 5% per year beginning in January 2021. The rate increases included funding for SSWD’s Capital Improvement Program (CIP) and was intended to continue to fund a “pay-as-you-go” method of financing ongoing capital projects. These rate increases are expected to result in a CIP budget average of approximately \$15 million per year over the next five years.

However, raw material costs are unpredictable in the long-term and only moderately predictable in the short-term. They are reflective of world markets and will continue to have an impact on transmission main replacement costs. For reference, from 2010 to 2011, pipe material costs increased by approximately 35% for distribution main projects. Additional rate increases or use of reserve funds may be needed to keep up with construction inflation to maintain a similar level of spending on a pay-as-you-go basis. Recently, labor rates and material costs have increased sharply due to factors such as economic, construction activity, and State prevailing wage updates.

Projects will be completed as funding is approved by the Board. No funding mechanism has been proposed or is in place beyond the pay-as-you-go level of financing currently generated through SSWD’s rates.

This page intentionally left blank.

## Section 5

### **RISK MANAGEMENT**

Transmission main failures contribute to “degrading water service, increasing water service disruptions, and increasing expenditures for emergency repairs” (American Water Works Association, 2012). In an effort to manage these issues, transmission main infrastructure should be replaced as near as possible to the end of its useful life to achieve acceptable return on investment. The identified top 15 transmission main segments in Section 4.4 are classified as being the highest risk. Although these mains do not appear to have reached the end of their useful life, risk mitigations are appropriate for continued, uninterrupted service to the transmission main system. The following will help mitigate the liability of these large assets.

- Corrosion monitoring
- Maintenance of appurtenances
- Inventory of spare parts

This page intentionally left blank.



## Section 6

### **ADAPTIVE AND PERPETUAL PLAN**

The Plan will require periodic updates (discussed in section 7 and 8) as new information and assessment methodologies are developed. Future information that could influence the ranking of transmission main segments in the Plan include but are not limited to: improved recordkeeping systems, a better understanding of pipe material's useful life, identification of new evaluation criteria, acquisition of service area, a change in land use, infrastructure failures, catastrophic events, and changes in SSWD policies. Additionally, it is anticipated that transmission main segments may need to be monitored and assessed outside of the ranking order due to unforeseen circumstances, safety concerns, or to achieve greater cost efficiencies.

It is intended that this will be a perpetual Plan in that when transmission mains are rehabilitated or replaced they will continue to be evaluated and their rank (priority) adjusted accordingly. Obviously, transmission mains segments that have been recently rehabilitated or replaced would rank lower on the priority list for assessment; and, over time, those segments will rise on the ranking list.

This page intentionally left blank.

## Section 7

### CONCLUSIONS

Below are conclusions developed from the Plan.

- This Plan provides a plan and strategy for assessing and monitoring transmission mains.
- The Plan provides a tool for communicating between the Board and staff to identify segments of highest need for transmission main monitoring and assessment.
- The Plan identifies probable costs associated with transmission main replacement; it does not prescribe funding mechanisms.
- Based on the cost identified in the 2017 Water System Master Plan and escalated using the Engineering News-Record Construction Cost Index as well as engineering consultants and contractors, the average estimated cost (May 2020 dollars) to replace one mile of transmission main ranges between \$3.1 and 7.8 million depending on the complexity of the project and size of the pipe.
- The condition assessment is a tool that creates a ranking list (Appendix A) to identify the priority of transmission main segments in need of rehabilitation or replacement that is objective, impartial, and defensible to our customers.
- The Plan is perpetual and will be reviewed and revised periodically as additional field and other information becomes available.
- Age and leak history derived from the Indirect Method of Condition Assessment are indicative of the need to perform Direct Method Condition Assessment.
- Due to the low leak rate, rehabilitation or replacement capital projects are not anticipated in the next 5-10 years.
- The Plan can be used to coordinate with other Agencies.

This page intentionally left blank.

## Section 8

### RECOMMENDATIONS

Based on Plan, the following recommendations are made with the goal of providing good and acceptable return on investment, and reliable, cost-effective service for our customers.

- Apply Indirect Method Condition Assessment and monitor transmission main segments based on the rankings provided in the Plan.
- Direct Method Condition Assessment is not anticipated for another 5-10 years based on current leak history and pipe age. Monitor leak history and implement direct method CA as appropriate.
- Continue to monitor corrosion protection utilizing existing test stations; and consider implementing any recommendations from corrosion consultants.
- Maintain appurtenances (e.g., in-line valves, air release valves, combination air release valves, and blow-offs) in accordance with industry standards.
- Inventory sufficient spare parts in order to mitigate risks from transmission main failures.
- Review Plan every 4 to 6 years and update as necessary.

This page intentionally left blank.

## REFERENCES

- Aksoy, S., & Haralick, R. M. (2000, October 5). *Feature Normalization and Likelihood-based Similarity Measures for Image Retrieval*. Retrieved from Bilkent University Department of Computer Engineering.
- American Society of Civil Engineers. (2017). *Water Pipeline Condition Assessment*. Reston: American Society of Civil Engineers.
- American Water Works Association. (2012). *Buried No Longer: Confronting America's Water Infrastructure Challenge*. American Water Works Association.
- American Water Works Association. (2017). Concrete Pressure Pipe, Bar-Wrapped Steel-Cylinder Type. *AWWA C303-17*. American Water Works Association.
- American Water Works Association. (2017). Steel Water Pipe, 6 In. (150 mm) and Larger. *AWWA C200-17*. American Water Works Association.
- Brown and Caldwell. (2017). *Water System Master Plan*. Rancho Cordova.
- Ductile Iron Pipe Research Association. (2016, February 2). *DIPRA Facts & Figures*. Retrieved August 9, 2018
- East Bay Municipal Utility District. (2012). *Phase 1 Asbestos Cement Pipe Corrosion Study*. Oakland.
- JDH Corrosion Consultants, Inc. (2014). *Asbestos - Cement Pipe Integrity Evaluation Report*. Concord.
- Legion Solutions & Services. (2020). *Cathodic Protection - Transmission Main Cathodic Protection Discovery Survey 2020*. San Ramon.
- Slaven, K. (2017, November). Incorporating Predictive Maintenance Data with Asset Management Data for Risk Based Planning. Houston: Arcadis.
- United States Department of Agriculture. (1993). *Soil Survey of Sacramento County, California*. Washington, DC.

---

Utah State University - Burried Structures Laboratory. (2018, March). Water Main Break Rates in the USA and Canda: A Comprehensive Study.

Water Research Foundation. (2016). *Asset Management - Risk Management*. Water Research Foundation.



## **Appendix A – Ranks (Priority)**

This page intentionally left blank.

## Transmission Main Segments Risk of Failure Ranking

T-Main Segment	Consequence of Failure (COF)							Likelihood of Failure (LOF)				Risk of Failure (ROF) (0-1)			Overall Rank
	Doubly Weighted (2-10)			Normally Weighted (1-5)				Doubly Weighted (2-10)		Normally Weighted (1-5)		COF X LOF			
	Service Connection	Pipe Diameter	Street Type	Segment Length	Crossings	Source	Distribution System Connection	Pipe Age	Pipe Material	Failure Rate (Leak/Segment)	Static Pressure	COF Score	LOF Score	ROF Score	
18-MLS-001	10	4	10	3	1	1	3	6	10	1	3	0.550	0.583	0.321	1
18-MLS-002	10	4	10	3	1	1	3	6	10	1	3	0.550	0.583	0.321	2
18-MLS-003	10	4	10	3	1	1	3	6	10	1	3	0.550	0.583	0.321	3
18-MLS-004	10	4	10	3	1	1	3	6	10	1	3	0.550	0.583	0.321	4
18-MLS-006	10	4	10	3	1	1	3	6	10	1	3	0.550	0.583	0.321	5
18-MLS-007	10	4	10	3	1	1	3	6	10	1	3	0.550	0.583	0.321	6
18-MLS-008	10	4	10	3	1	1	3	6	10	1	3	0.550	0.583	0.321	7
16-ACP-001	10	2	10	3	1	1	5	6	8	1	3	0.550	0.500	0.275	8
16-MLS-003	10	2	8	3	1	1	3	6	10	1	3	0.450	0.583	0.263	9
16-MLS-005	10	2	4	3	1	1	5	6	10	1	3	0.400	0.583	0.233	10
16-MLS-006	10	2	4	3	1	1	5	6	10	1	3	0.400	0.583	0.233	11
20-MLS-001	10	4	4	3	1	1	3	6	10	1	3	0.400	0.583	0.233	12
6-ACP-001	10	2	2	1	1	5	3	8	8	3	1	0.350	0.583	0.204	13
10-CIP-001	2	2	10	1	1	5	1	8	10	1	1	0.300	0.583	0.175	14
12-ACP-005	2	2	10	1	1	5	1	8	8	1	3	0.300	0.583	0.175	15
16-MLS-007	10	2	4	1	1	1	3	6	10	1	3	0.300	0.583	0.175	16
16-MLS-008	2	2	10	3	1	1	3	6	10	1	3	0.300	0.583	0.175	17
16-MLS-009	2	2	10	3	1	1	3	6	10	1	3	0.300	0.583	0.175	18
18-MLS-005	2	4	10	1	1	1	3	6	10	1	3	0.300	0.583	0.175	19
24-MLS-001	2	6	4	3	1	1	5	6	10	1	3	0.300	0.583	0.175	20
48-CCP-003	2	10	10	5	5	5	1	4	2	1	5	0.700	0.250	0.175	21
10-MLS-001	2	2	8	1	1	5	1	8	10	1	3	0.250	0.667	0.167	22
48-CCP-001	2	10	8	5	5	5	1	4	2	1	5	0.650	0.250	0.163	23
48-CCP-007	2	10	8	5	5	5	1	4	2	1	5	0.650	0.250	0.163	24
48-CCP-010	2	10	10	5	1	5	3	4	2	1	5	0.650	0.250	0.163	25
48-CCP-002	2	10	10	5	1	5	1	4	2	1	5	0.600	0.250	0.150	26
48-CCP-006	2	10	8	3	5	5	1	4	2	1	5	0.600	0.250	0.150	27
8-ACP-002	2	2	8	1	1	5	3	8	8	1	1	0.300	0.500	0.150	28
8-ACP-015	2	2	8	1	1	5	1	8	8	3	1	0.250	0.583	0.146	29
48-CCP-004	2	10	8	5	1	5	1	4	2	1	5	0.550	0.250	0.138	30
16-ACP-002	2	2	8	3	1	1	5	4	8	1	3	0.300	0.417	0.125	31
24-DIP-015	2	6	10	3	5	1	3	4	4	1	3	0.500	0.250	0.125	32
30-CMLCS-002	2	8	4	5	5	5	1	4	2	1	5	0.500	0.250	0.125	33
48-CCP-009	2	10	10	1	1	5	1	4	2	1	5	0.500	0.250	0.125	34
16-DIP-097	2	2	10	1	5	1	3	4	4	1	5	0.350	0.333	0.117	35
16-MLS-004	2	2	8	1	1	1	3	6	10	1	3	0.200	0.583	0.117	36
24-MLS-002	2	6	2	3	1	1	3	6	10	1	3	0.200	0.583	0.117	37
20-DIP-009	2	4	10	1	5	5	1	4	4	1	3	0.450	0.250	0.113	38
24-DIP-017	10	6	4	3	1	1	3	4	4	1	3	0.450	0.250	0.113	39
10-ACP-003	2	2	8	1	1	5	1	6	8	1	1	0.250	0.417	0.104	40
10-ACP-004	2	2	8	1	1	5	1	6	8	1	1	0.250	0.417	0.104	41

## Transmission Main Segments Risk of Failure Ranking

T-Main Segment	Consequence of Failure (COF)							Likelihood of Failure (LOF)				Risk of Failure (ROF) (0-1)			Overall Rank
	Doubly Weighted (2-10)			Normally Weighted (1-5)				Doubly Weighted (2-10)		Normally Weighted (1-5)		COF X LOF			
	Service Connection	Pipe Diameter	Street Type	Segment Length	Crossings	Source	Distribution System Connection	Pipe Age	Pipe Material	Failure Rate (Leak/Segment)	Static Pressure	COF Score	LOF Score	ROF Score	
16-ACP-003	2	2	10	1	1	1	3	4	8	1	3	0.250	0.417	0.104	42
12-PVC-001	2	2	10	1	1	5	1	4	6	1	3	0.300	0.333	0.100	43
16-DIP-080	6	2	10	1	5	1	1	4	4	1	3	0.400	0.250	0.100	44
16-DIP-093	2	2	10	3	1	1	3	4	4	1	5	0.300	0.333	0.100	45
16-DIP-094	2	2	10	3	1	1	3	4	4	1	5	0.300	0.333	0.100	46
16-DIP-095	2	2	10	3	1	1	3	4	4	1	5	0.300	0.333	0.100	47
16-DIP-096	2	2	10	3	1	1	3	4	4	1	5	0.300	0.333	0.100	48
16-DIP-098	2	2	10	3	1	1	3	4	4	1	5	0.300	0.333	0.100	49
16-DIP-099	2	2	10	3	1	1	3	4	4	1	5	0.300	0.333	0.100	50
16-MLS-002	6	2	2	1	1	1	3	8	10	1	3	0.150	0.667	0.100	51
24-DIP-012	2	6	8	1	5	1	3	4	4	1	3	0.400	0.250	0.100	52
8-MLS-001	2	2	2	1	1	5	3	8	10	1	3	0.150	0.667	0.100	53
36-CMLCS-008	2	10	10	5	1	1	3	2	2	1	5	0.550	0.167	0.092	54
12-ACP-004	2	2	4	1	1	5	1	8	8	1	3	0.150	0.583	0.088	55
12-MLS-001	2	2	4	1	1	5	1	6	10	1	3	0.150	0.583	0.088	56
16-DIP-083	2	2	10	3	5	1	1	4	4	1	3	0.350	0.250	0.088	57
16-DIP-090	6	2	10	3	1	1	1	4	4	1	3	0.350	0.250	0.088	58
24-DIP-014	2	6	8	3	1	1	3	4	4	1	3	0.350	0.250	0.088	59
30-CMLCS-18	2	8	10	1	1	1	1	4	2	1	5	0.350	0.250	0.088	60
8-ACP-004	2	2	2	1	1	5	3	6	8	1	5	0.150	0.583	0.088	61
8-ACP-005	2	2	2	1	1	5	3	8	8	1	3	0.150	0.583	0.088	62
8-ACP-007	2	2	2	1	1	5	3	8	8	1	3	0.150	0.583	0.088	63
8-ACP-011	2	2	2	1	1	5	3	8	8	1	3	0.150	0.583	0.088	64
8-MLS-002	2	2	2	1	1	5	3	8	10	1	1	0.150	0.583	0.088	65
16-DIP-100	2	2	10	1	1	1	3	4	4	1	5	0.250	0.333	0.083	66
12-ACP-001	2	2	4	1	1	5	1	8	8	1	1	0.150	0.500	0.075	67
12-DIP-009	2	2	10	1	1	5	1	6	4	1	1	0.300	0.250	0.075	68
12-PVC-005	2	2	10	1	1	5	1	4	6	1	1	0.300	0.250	0.075	69
16-DIP-005	6	2	8	3	1	1	1	4	4	1	3	0.300	0.250	0.075	70
16-DIP-011	6	2	10	1	1	1	1	4	4	1	3	0.300	0.250	0.075	71
16-DIP-012	2	2	10	1	5	1	1	4	4	1	3	0.300	0.250	0.075	72
16-DIP-013	2	2	10	3	1	1	3	4	4	1	3	0.300	0.250	0.075	73
16-DIP-017	2	2	10	3	1	1	3	4	4	1	3	0.300	0.250	0.075	74
16-DIP-020	2	2	10	1	1	1	5	4	4	1	3	0.300	0.250	0.075	75
16-DIP-089	6	2	10	1	1	1	1	4	4	1	3	0.300	0.250	0.075	76
16-DIP-144	10	2	10	1	1	1	3	2	4	1	3	0.450	0.167	0.075	77
16-DIP-145	10	2	10	1	1	1	3	2	4	1	3	0.450	0.167	0.075	78
16-DIP-163	10	2	10	1	1	1	3	2	4	1	3	0.450	0.167	0.075	79
16-PVC-006	10	2	4	3	1	5	3	2	6	1	1	0.450	0.167	0.075	80
16-PVC-009	2	2	8	1	1	5	3	2	6	1	3	0.300	0.250	0.075	81
20-DIP-006	2	4	8	3	1	1	3	4	4	1	3	0.300	0.250	0.075	82

## Transmission Main Segments Risk of Failure Ranking

T-Main Segment	Consequence of Failure (COF)							Likelihood of Failure (LOF)				Risk of Failure (ROF) (0-1)			Overall Rank
	Doubly Weighted (2-10)			Normally Weighted (1-5)				Doubly Weighted (2-10)		Normally Weighted (1-5)		COF X LOF			
	Service Connection	Pipe Diameter	Street Type	Segment Length	Crossings	Source	Distribution System Connection	Pipe Age	Pipe Material	Failure Rate (Leak/Segment)	Static Pressure	COF Score	LOF Score	ROF Score	
20-DIP-008	2	4	10	1	1	1	3	4	4	1	3	0.300	0.250	0.075	83
24-CMLCS-016	2	6	10	1	1	1	1	4	2	1	5	0.300	0.250	0.075	84
24-DIP-011	2	6	8	1	1	1	3	4	4	1	3	0.300	0.250	0.075	85
24-DIP-013	2	6	8	1	1	1	3	4	4	1	3	0.300	0.250	0.075	86
24-DIP-019	6	6	4	1	1	1	3	4	4	1	3	0.300	0.250	0.075	87
24-DIP-021	6	6	10	1	1	1	3	2	4	1	3	0.450	0.167	0.075	88
36-CMLCS-001	2	10	2	1	1	5	1	4	2	1	5	0.300	0.250	0.075	89
36-CMLCS-007	2	10	10	3	1	1	1	2	2	1	5	0.450	0.167	0.075	90
36-CMLCS-019	2	10	8	3	1	1	3	4	2	1	3	0.450	0.167	0.075	91
48-CCP-005	2	10	2	1	1	5	1	4	2	1	5	0.300	0.250	0.075	92
48-CCP-008	2	10	2	1	1	5	1	4	2	1	5	0.300	0.250	0.075	93
6-ACP-002	2	2	2	1	1	5	3	8	8	1	1	0.150	0.500	0.075	94
8-ACP-001	2	2	2	1	1	5	3	8	8	1	1	0.150	0.500	0.075	95
8-ACP-003	2	2	2	1	1	5	3	6	8	1	3	0.150	0.500	0.075	96
8-ACP-006	2	2	2	1	1	5	3	8	8	1	1	0.150	0.500	0.075	97
8-ACP-008	2	2	2	1	1	5	3	8	8	1	1	0.150	0.500	0.075	98
8-ACP-009	2	2	2	1	1	5	3	8	8	1	1	0.150	0.500	0.075	99
8-ACP-012	2	2	2	1	1	5	3	8	8	1	1	0.150	0.500	0.075	100
8-ACP-014	2	2	4	1	1	5	1	6	8	1	3	0.150	0.500	0.075	101
12-MLS-002	2	2	2	1	1	5	1	8	10	1	3	0.100	0.667	0.067	102
16-CIP-001	2	2	4	1	1	1	3	8	10	1	3	0.100	0.667	0.067	103
16-DIP-033	6	2	8	3	1	1	5	4	4	1	1	0.400	0.167	0.067	104
16-DIP-035	2	2	8	3	5	1	5	4	4	1	1	0.400	0.167	0.067	105
16-PVC-001	2	2	8	1	1	1	3	6	6	1	1	0.200	0.333	0.067	106
24-CMLCS-055	2	6	4	1	5	5	3	2	2	1	5	0.400	0.167	0.067	107
24-DIP-020	2	6	10	1	1	1	5	2	4	1	3	0.400	0.167	0.067	108
24-DIP-022	2	6	10	3	1	1	3	2	4	1	3	0.400	0.167	0.067	109
24-DIP-029	2	6	10	1	1	1	5	4	4	1	1	0.400	0.167	0.067	110
30-DIP-002	2	8	4	1	1	1	1	4	4	1	5	0.200	0.333	0.067	111
30-DIP-003	2	8	4	1	1	1	1	4	4	1	5	0.200	0.333	0.067	112
36-CMLCS-020	2	10	8	3	1	1	1	4	2	1	3	0.400	0.167	0.067	113
10-ACP-002	2	2	4	1	1	5	1	6	8	1	1	0.150	0.417	0.063	114
10-ACP-007	2	2	4	1	1	5	1	6	8	1	1	0.150	0.417	0.063	115
10-ACP-012	2	2	4	1	1	5	1	6	8	1	1	0.150	0.417	0.063	116
12-PVC-002	2	2	8	1	1	5	1	4	6	1	1	0.250	0.250	0.063	117
16-DIP-003	2	2	8	3	1	1	3	4	4	1	3	0.250	0.250	0.063	118
16-DIP-007	6	2	8	1	1	1	1	4	4	1	3	0.250	0.250	0.063	119
16-DIP-008	2	2	10	3	1	1	1	4	4	1	3	0.250	0.250	0.063	120
16-DIP-009	2	2	10	1	1	1	3	4	4	1	3	0.250	0.250	0.063	121
16-DIP-010	2	2	10	1	1	1	3	4	4	1	3	0.250	0.250	0.063	122
16-DIP-018	2	2	10	1	1	1	3	4	4	1	3	0.250	0.250	0.063	123

## Transmission Main Segments Risk of Failure Ranking

T-Main Segment	Consequence of Failure (COF)							Likelihood of Failure (LOF)				Risk of Failure (ROF) (0-1)			Overall Rank
	Doubly Weighted (2-10)			Normally Weighted (1-5)				Doubly Weighted (2-10)		Normally Weighted (1-5)		COF X LOF			
	Service Connection	Pipe Diameter	Street Type	Segment Length	Crossings	Source	Distribution System Connection	Pipe Age	Pipe Material	Failure Rate (Leak/Segment)	Static Pressure	COF Score	LOF Score	ROF Score	
16-DIP-019	2	2	10	1	1	1	3	4	4	1	3	0.250	0.250	0.063	124
16-DIP-091	2	2	8	3	1	1	3	4	4	1	3	0.250	0.250	0.063	125
16-DIP-118	2	2	10	1	1	1	3	4	4	1	3	0.250	0.250	0.063	126
16-DIP-166	2	2	10	1	1	1	3	4	4	1	3	0.250	0.250	0.063	127
18-CMLCS-002	2	4	10	1	1	1	1	4	2	1	5	0.250	0.250	0.063	128
18-CMLCS-007	2	4	10	1	1	1	1	4	2	1	5	0.250	0.250	0.063	129
20-DIP-007	2	4	8	1	1	1	3	4	4	1	3	0.250	0.250	0.063	130
24-DIP-018	2	6	4	3	1	1	3	4	4	1	3	0.250	0.250	0.063	131
30-CMLCS-004	2	8	4	3	1	1	1	4	2	1	5	0.250	0.250	0.063	132
8-ACP-013	2	2	2	1	1	5	3	6	8	1	1	0.150	0.417	0.063	133
10-ACP-010	2	2	2	1	1	5	1	8	8	1	3	0.100	0.583	0.058	134
16-DIP-036	2	2	8	3	5	1	3	4	4	1	1	0.350	0.167	0.058	135
16-DIP-041	6	2	8	3	1	1	3	4	4	1	1	0.350	0.167	0.058	136
16-DIP-114	6	2	4	3	5	1	3	4	4	1	1	0.350	0.167	0.058	137
16-DIP-123	6	2	10	1	1	1	3	4	4	1	1	0.350	0.167	0.058	138
16-DIP-147	2	2	10	3	1	1	5	2	4	1	3	0.350	0.167	0.058	139
16-DIP-148	6	2	10	1	1	1	3	2	4	1	3	0.350	0.167	0.058	140
16-PVC-008	2	2	10	1	1	5	3	2	6	1	1	0.350	0.167	0.058	141
24-CMLCS-010	2	6	4	3	5	1	3	2	2	1	5	0.350	0.167	0.058	142
24-DIP-009	2	6	8	3	1	1	3	4	4	1	1	0.350	0.167	0.058	143
24-DIP-010	2	6	8	3	1	1	3	4	4	1	1	0.350	0.167	0.058	144
24-MLS-003	2	6	2	1	1	1	1	6	10	1	3	0.100	0.583	0.058	145
48-CCP-011	2	10	10	5	1	5	5	4	2	1	1	0.700	0.083	0.058	146
10-ACP-009	2	2	2	1	1	5	1	8	8	1	1	0.100	0.500	0.050	147
12-ACP-002	2	2	2	1	1	5	1	6	8	1	3	0.100	0.500	0.050	148
12-ACP-003	2	2	2	1	1	5	1	8	8	1	1	0.100	0.500	0.050	149
16-DIP-002	2	2	8	3	1	1	1	4	4	1	3	0.200	0.250	0.050	150
16-DIP-025	2	2	8	1	5	1	3	2	4	1	3	0.300	0.167	0.050	151
16-DIP-034	6	2	8	1	1	1	3	4	4	1	1	0.300	0.167	0.050	152
16-DIP-037	2	2	8	3	1	1	5	4	4	1	1	0.300	0.167	0.050	153
16-DIP-039	2	2	8	3	1	1	5	4	4	1	1	0.300	0.167	0.050	154
16-DIP-040	2	2	8	3	1	1	5	4	4	1	1	0.300	0.167	0.050	155
16-DIP-042	2	2	8	3	1	1	5	4	4	1	1	0.300	0.167	0.050	156
16-DIP-081	2	2	10	1	1	1	1	4	4	1	3	0.200	0.250	0.050	157
16-DIP-082	2	2	10	1	1	1	1	4	4	1	3	0.200	0.250	0.050	158
16-DIP-085	2	2	8	1	1	1	3	4	4	1	3	0.200	0.250	0.050	159
16-DIP-092	2	2	10	1	1	1	1	4	4	1	3	0.200	0.250	0.050	160
16-DIP-101	2	2	2	3	1	1	5	4	4	1	5	0.150	0.333	0.050	161
16-DIP-146	2	2	10	3	1	1	3	2	4	1	3	0.300	0.167	0.050	162
16-PVC-014	2	2	8	1	1	1	3	2	6	1	3	0.200	0.250	0.050	163
20-DIP-002	2	4	8	3	1	1	3	4	4	1	1	0.300	0.167	0.050	164

## Transmission Main Segments Risk of Failure Ranking

T-Main Segment	Consequence of Failure (COF)							Likelihood of Failure (LOF)				Risk of Failure (ROF) (0-1)			Overall Rank
	Doubly Weighted (2-10)			Normally Weighted (1-5)				Doubly Weighted (2-10)		Normally Weighted (1-5)		COF X LOF			
	Service Connection	Pipe Diameter	Street Type	Segment Length	Crossings	Source	Distribution System Connection	Pipe Age	Pipe Material	Failure Rate (Leak/Segment)	Static Pressure	COF Score	LOF Score	ROF Score	
20-DIP-003	2	4	8	3	1	1	3	4	4	1	1	0.300	0.167	0.050	165
24-DIP-016	2	6	2	3	1	1	3	4	4	1	3	0.200	0.250	0.050	166
24-DIP-031	2	6	10	1	1	1	1	4	4	1	1	0.300	0.167	0.050	167
30-CMLCS-003	2	8	4	1	1	1	1	4	2	1	5	0.200	0.250	0.050	168
30-DIP-001	2	8	2	1	1	1	1	4	4	1	5	0.150	0.333	0.050	169
36-CMLCS-002	2	10	2	1	1	5	1	2	2	1	5	0.300	0.167	0.050	170
8-ACP-010	2	2	2	1	1	5	1	8	8	1	1	0.100	0.500	0.050	171
8-ACP-016	2	2	2	1	1	5	1	8	8	1	1	0.100	0.500	0.050	172
8-DIP-004	2	2	8	1	1	5	3	2	4	1	3	0.300	0.167	0.050	173
24-CMLCS-023	2	6	8	5	5	1	5	2	2	1	3	0.550	0.083	0.046	174
24-CMLCS-030	2	6	8	5	5	1	5	2	2	1	3	0.550	0.083	0.046	175
24-DIP-028	6	6	10	3	1	1	5	2	4	1	1	0.550	0.083	0.046	176
10-ACP-001	2	2	2	1	1	5	1	6	8	1	1	0.100	0.417	0.042	177
10-ACP-005	2	2	2	1	1	5	1	6	8	1	1	0.100	0.417	0.042	178
10-ACP-006	2	2	2	1	1	5	1	6	8	1	1	0.100	0.417	0.042	179
12-DIP-013	6	2	4	1	1	5	1	2	4	1	3	0.250	0.167	0.042	180
16-ACP-004	2	2	4	1	1	1	3	4	8	1	3	0.100	0.417	0.042	181
16-ACP-006	2	2	4	1	1	1	3	4	8	1	3	0.100	0.417	0.042	182
16-CMLCS-024	2	2	10	3	1	1	1	4	2	1	3	0.250	0.167	0.042	183
16-DIP-022	2	2	10	1	1	1	3	2	4	1	3	0.250	0.167	0.042	184
16-DIP-031	2	2	10	1	1	1	3	4	4	1	1	0.250	0.167	0.042	185
16-DIP-032	2	2	10	1	1	1	3	4	4	1	1	0.250	0.167	0.042	186
16-DIP-038	2	2	8	1	1	1	5	4	4	1	1	0.250	0.167	0.042	187
16-DIP-044	2	2	8	3	1	1	3	4	4	1	1	0.250	0.167	0.042	188
16-DIP-045	2	2	8	3	1	1	3	4	4	1	1	0.250	0.167	0.042	189
16-DIP-087	2	2	10	1	1	1	3	2	4	1	3	0.250	0.167	0.042	190
16-DIP-124	2	2	10	1	1	1	3	4	4	1	1	0.250	0.167	0.042	191
16-DIP-143	2	2	10	1	1	1	3	2	4	1	3	0.250	0.167	0.042	192
16-DIP-149	2	2	10	1	1	1	3	2	4	1	3	0.250	0.167	0.042	193
16-DIP-150	2	2	10	1	1	1	3	2	4	1	3	0.250	0.167	0.042	194
16-DIP-152	2	2	10	1	1	1	3	2	4	1	3	0.250	0.167	0.042	195
16-PVC-002	2	2	8	1	1	5	1	2	6	1	1	0.250	0.167	0.042	196
16-PVC-004	6	2	4	1	1	1	5	2	6	1	1	0.250	0.167	0.042	197
18-DIP-002	2	4	8	1	1	1	3	4	4	1	1	0.250	0.167	0.042	198
20-DIP-004	2	4	8	1	1	1	3	4	4	1	1	0.250	0.167	0.042	199
20-DIP-005	2	4	8	1	1	1	3	4	4	1	1	0.250	0.167	0.042	200
24-CMLCS-001	6	6	10	1	1	5	1	4	2	1	1	0.500	0.083	0.042	201
24-CMLCS-027	2	6	10	3	5	1	3	2	2	1	3	0.500	0.083	0.042	202
24-CMLCS-045	2	6	2	3	1	5	1	4	2	1	3	0.250	0.167	0.042	203
8-DIP-006	2	2	10	3	5	5	3	2	4	1	1	0.500	0.083	0.042	204
10-PVC-001	2	2	4	1	1	5	1	4	6	1	1	0.150	0.250	0.038	205

## Transmission Main Segments Risk of Failure Ranking

T-Main Segment	Consequence of Failure (COF)							Likelihood of Failure (LOF)				Risk of Failure (ROF) (0-1)			Overall Rank
	Doubly Weighted (2-10)			Normally Weighted (1-5)				Doubly Weighted (2-10)		Normally Weighted (1-5)		COF X LOF			
	Service Connection	Pipe Diameter	Street Type	Segment Length	Crossings	Source	Distribution System Connection	Pipe Age	Pipe Material	Failure Rate (Leak/Segment)	Static Pressure	COF Score	LOF Score	ROF Score	
16-CMLCS-020	2	2	8	1	1	1	1	4	2	1	5	0.150	0.250	0.038	206
16-DIP-004	2	2	8	1	1	1	1	4	4	1	3	0.150	0.250	0.038	207
16-DIP-006	2	2	8	1	1	1	1	4	4	1	3	0.150	0.250	0.038	208
16-DIP-028	10	2	10	3	1	1	1	2	4	1	1	0.450	0.083	0.038	209
16-DIP-084	2	2	8	1	1	1	1	4	4	1	3	0.150	0.250	0.038	210
16-DIP-088	2	2	2	1	5	1	3	4	4	1	3	0.150	0.250	0.038	211
16-DIP-116	2	2	4	3	1	1	3	4	4	1	3	0.150	0.250	0.038	212
16-DIP-117	2	2	4	3	1	1	3	4	4	1	3	0.150	0.250	0.038	213
20-DIP-001	2	4	2	1	1	5	1	2	4	1	5	0.150	0.250	0.038	214
24-CMLCS-024	2	6	8	5	1	1	5	2	2	1	3	0.450	0.083	0.038	215
24-CMLCS-029	2	6	8	5	1	1	5	2	2	1	3	0.450	0.083	0.038	216
24-CMLCS-043	2	6	10	5	1	1	3	2	2	1	3	0.450	0.083	0.038	217
24-CMLCS-044	2	6	10	5	1	1	3	2	2	1	3	0.450	0.083	0.038	218
24-DIP-026	2	6	10	3	1	1	5	2	4	1	1	0.450	0.083	0.038	219
24-DIP-027	6	6	10	1	1	1	3	2	4	1	1	0.450	0.083	0.038	220
30-CMLCS-001	2	8	10	1	1	5	1	4	2	1	1	0.450	0.083	0.038	221
10-ACP-008	2	2	2	1	1	5	1	2	8	1	3	0.100	0.333	0.033	222
10-ACP-011	2	2	2	1	1	5	1	4	8	1	1	0.100	0.333	0.033	223
12-PVC-004	2	2	2	1	1	5	1	4	6	1	3	0.100	0.333	0.033	224
16-CMLCS-019	2	2	10	1	1	1	1	2	2	1	5	0.200	0.167	0.033	225
16-DIP-024	2	2	8	1	1	1	3	2	4	1	3	0.200	0.167	0.033	226
16-DIP-026	2	2	8	3	1	1	1	2	4	1	3	0.200	0.167	0.033	227
16-DIP-043	2	2	8	1	1	1	3	4	4	1	1	0.200	0.167	0.033	228
16-DIP-052	2	2	8	1	1	1	3	4	4	1	1	0.200	0.167	0.033	229
16-DIP-053	2	2	8	1	1	1	3	4	4	1	1	0.200	0.167	0.033	230
16-DIP-054	2	2	8	1	1	1	3	4	4	1	1	0.200	0.167	0.033	231
16-DIP-055	2	2	8	1	1	1	3	4	4	1	1	0.200	0.167	0.033	232
16-DIP-056	2	2	8	1	1	1	3	4	4	1	1	0.200	0.167	0.033	233
16-DIP-057	2	2	8	1	1	1	3	4	4	1	1	0.200	0.167	0.033	234
16-DIP-058	2	2	8	1	1	1	3	4	4	1	1	0.200	0.167	0.033	235
16-DIP-059	2	2	8	1	1	1	3	4	4	1	1	0.200	0.167	0.033	236
16-DIP-060	2	2	8	1	1	1	3	4	4	1	1	0.200	0.167	0.033	237
16-DIP-066	10	2	8	1	1	1	3	2	4	1	1	0.400	0.083	0.033	238
16-DIP-068	6	2	8	3	1	1	5	2	4	1	1	0.400	0.083	0.033	239
16-DIP-078	6	2	10	3	1	1	3	2	4	1	1	0.400	0.083	0.033	240
16-DIP-105	6	2	10	3	1	1	3	2	4	1	1	0.400	0.083	0.033	241
16-DIP-127	2	2	8	1	1	1	3	4	4	1	1	0.200	0.167	0.033	242
16-MLS-001	2	2	2	1	1	1	3	8	10	1	3	0.050	0.667	0.033	243
18-CMLCS-003	2	4	10	5	1	1	3	2	2	1	3	0.400	0.083	0.033	244
24-CMLCS-025	2	6	8	5	1	1	3	2	2	1	3	0.400	0.083	0.033	245
24-CMLCS-026	2	6	10	3	1	1	3	2	2	1	3	0.400	0.083	0.033	246



**Transmission Main Segments  
Risk of Failure Ranking**

T-Main Segment	Consequence of Failure (COF)							Likelihood of Failure (LOF)				Risk of Failure (ROF) (0-1)			Overall Rank
	Doubly Weighted (2-10)			Normally Weighted (1-5)				Doubly Weighted (2-10)		Normally Weighted (1-5)		COF X LOF			
	Service Connection	Pipe Diameter	Street Type	Segment Length	Crossings	Source	Distribution System Connection	Pipe Age	Pipe Material	Failure Rate (Leak/Segment)	Static Pressure	COF Score	LOF Score	ROF Score	
24-CMLCS-031	2	6	8	3	5	1	1	2	2	1	3	0.400	0.083	0.033	247
24-CMLCS-040	2	6	10	5	1	1	1	2	2	1	3	0.400	0.083	0.033	248
24-CMLCS-048	6	6	10	1	1	1	1	4	2	1	1	0.400	0.083	0.033	249
24-DIP-001	2	6	2	1	1	1	1	4	4	1	5	0.100	0.333	0.033	250
24-DIP-002	2	6	2	1	1	1	1	4	4	1	5	0.100	0.333	0.033	251
24-DIP-003	2	6	2	1	1	1	1	4	4	1	5	0.100	0.333	0.033	252
24-DIP-006	2	6	2	1	1	1	1	4	4	1	5	0.100	0.333	0.033	253
24-DIP-007	2	6	2	1	1	1	1	4	4	1	5	0.100	0.333	0.033	254
24-DIP-024	2	6	10	1	5	1	1	2	4	1	1	0.400	0.083	0.033	255
24-DIP-025	2	6	10	3	1	1	3	2	4	1	1	0.400	0.083	0.033	256
30-CMLCS-014	2	8	8	5	1	1	1	2	2	1	3	0.400	0.083	0.033	257
30-DIP-004	2	8	4	1	1	1	1	4	4	1	1	0.200	0.167	0.033	258
8-DIP-001	2	2	2	1	1	5	1	8	4	1	1	0.100	0.333	0.033	259
16-DIP-107	2	2	10	3	1	1	5	2	4	1	1	0.350	0.083	0.029	260
24-CMLCS-028	2	6	10	1	1	1	3	2	2	1	3	0.350	0.083	0.029	261
24-CMLCS-038	2	6	8	5	1	1	1	2	2	1	3	0.350	0.083	0.029	262
24-CMLCS-042	2	6	10	3	1	1	1	2	2	1	3	0.350	0.083	0.029	263
24-DIP-023	2	6	10	1	1	1	3	2	4	1	1	0.350	0.083	0.029	264
10-DIP-002	2	2	4	1	1	5	1	2	4	1	3	0.150	0.167	0.025	265
10-DIP-004	2	2	2	1	1	5	1	4	4	1	3	0.100	0.250	0.025	266
12-DIP-007	2	2	10	1	1	5	1	2	4	1	1	0.300	0.083	0.025	267
12-DIP-010	2	2	2	1	1	5	1	6	4	1	1	0.100	0.250	0.025	268
12-PVC-003	2	2	2	1	1	5	1	4	6	1	1	0.100	0.250	0.025	269
16-CMLCS-025	2	2	4	1	1	1	3	6	2	1	3	0.100	0.250	0.025	270
16-DIP-014	2	2	4	1	1	1	3	4	4	1	3	0.100	0.250	0.025	271
16-DIP-015	2	2	4	1	1	1	3	4	4	1	3	0.100	0.250	0.025	272
16-DIP-021	2	2	4	3	1	5	5	2	4	1	1	0.300	0.083	0.025	273
16-DIP-023	2	2	8	1	1	1	1	2	4	1	3	0.150	0.167	0.025	274
16-DIP-030	6	2	10	1	1	1	1	2	4	1	1	0.300	0.083	0.025	275
16-DIP-046	2	2	4	1	1	1	3	4	4	1	3	0.100	0.250	0.025	276
16-DIP-047	2	2	4	1	1	1	3	4	4	1	3	0.100	0.250	0.025	277
16-DIP-048	2	2	4	1	1	1	3	4	4	1	3	0.100	0.250	0.025	278
16-DIP-049	2	2	4	1	1	1	3	4	4	1	3	0.100	0.250	0.025	279
16-DIP-050	2	2	4	1	1	1	3	4	4	1	3	0.100	0.250	0.025	280
16-DIP-064	6	2	8	1	1	1	3	2	4	1	1	0.300	0.083	0.025	281
16-DIP-070	6	2	8	1	1	1	3	2	4	1	1	0.300	0.083	0.025	282
16-DIP-071	6	2	8	1	1	1	3	2	4	1	1	0.300	0.083	0.025	283
16-DIP-073	6	2	8	1	1	1	3	2	4	1	1	0.300	0.083	0.025	284
16-DIP-075	2	2	10	1	5	1	1	2	4	1	1	0.300	0.083	0.025	285
16-DIP-104	2	2	10	3	1	1	3	2	4	1	1	0.300	0.083	0.025	286
16-DIP-106	2	2	10	3	1	1	3	2	4	1	1	0.300	0.083	0.025	287

## Transmission Main Segments Risk of Failure Ranking

T-Main Segment	Consequence of Failure (COF)							Likelihood of Failure (LOF)				Risk of Failure (ROF) (0-1)			Overall Rank
	Doubly Weighted (2-10)			Normally Weighted (1-5)				Doubly Weighted (2-10)		Normally Weighted (1-5)		COF X LOF			
	Service Connection	Pipe Diameter	Street Type	Segment Length	Crossings	Source	Distribution System Connection	Pipe Age	Pipe Material	Failure Rate (Leak/Segment)	Static Pressure	COF Score	LOF Score	ROF Score	
16-DIP-111	2	2	4	3	1	1	3	4	4	1	1	0.150	0.167	0.025	288
16-DIP-112	2	2	4	3	1	1	3	4	4	1	1	0.150	0.167	0.025	289
16-DIP-113	2	2	4	3	1	1	3	4	4	1	1	0.150	0.167	0.025	290
16-DIP-131	2	2	8	1	5	1	3	2	4	1	1	0.300	0.083	0.025	291
16-DIP-153	2	2	2	1	1	5	1	4	4	1	3	0.100	0.250	0.025	292
16-DIP-159	6	2	4	1	1	1	1	2	4	1	3	0.150	0.167	0.025	293
16-DIP-167	2	2	10	1	1	1	5	2	4	1	1	0.300	0.083	0.025	294
16-PVC-003	2	2	4	1	1	1	5	2	6	1	1	0.150	0.167	0.025	295
16-PVC-013	2	2	8	1	1	1	1	2	6	1	1	0.150	0.167	0.025	296
18-CMLCS-004	2	4	10	3	1	1	1	2	2	1	3	0.300	0.083	0.025	297
24-CMLCS-039	2	6	10	1	1	1	1	2	2	1	3	0.300	0.083	0.025	298
24-CMLCS-041	2	6	10	1	1	1	1	2	2	1	3	0.300	0.083	0.025	299
24-CMLCS-046	2	6	2	3	1	1	1	4	2	1	3	0.150	0.167	0.025	300
24-DIP-005	2	6	10	1	1	1	1	2	4	1	1	0.300	0.083	0.025	301
24-DIP-008	2	6	8	1	1	1	3	2	4	1	1	0.300	0.083	0.025	302
30-CMLCS-013	2	8	8	1	1	1	1	2	2	1	3	0.300	0.083	0.025	303
36-CMLCS-023	2	10	2	1	1	5	1	2	2	1	3	0.300	0.083	0.025	304
36-CMLCS-024	2	10	2	1	1	5	1	2	2	1	3	0.300	0.083	0.025	305
36-CMLCS-025	2	10	2	1	1	5	1	2	2	1	3	0.300	0.083	0.025	306
36-CMLCS-026	2	10	2	1	1	5	1	2	2	1	3	0.300	0.083	0.025	307
8-DIP-003	2	2	2	1	1	5	3	2	4	1	3	0.150	0.167	0.025	308
8-PVC-001	2	2	2	1	1	5	1	4	6	1	1	0.100	0.250	0.025	309
12-DIP-004	2	2	8	1	1	5	1	2	4	1	1	0.250	0.083	0.021	310
12-DIP-005	2	2	8	1	1	5	1	2	4	1	1	0.250	0.083	0.021	311
16-ACP-005	2	2	4	1	1	1	1	4	8	1	3	0.050	0.417	0.021	312
16-DIP-029	2	2	10	3	1	1	1	2	4	1	1	0.250	0.083	0.021	313
16-DIP-076	2	2	10	1	1	1	3	2	4	1	1	0.250	0.083	0.021	314
16-DIP-077	2	2	10	1	1	1	3	2	4	1	1	0.250	0.083	0.021	315
16-DIP-079	2	2	10	1	1	1	3	2	4	1	1	0.250	0.083	0.021	316
16-DIP-132	2	2	8	3	1	1	3	2	4	1	1	0.250	0.083	0.021	317
16-DIP-134	2	2	8	3	1	1	3	2	4	1	1	0.250	0.083	0.021	318
16-DIP-135	2	2	8	3	1	1	3	2	4	1	1	0.250	0.083	0.021	319
16-DIP-137	2	2	8	3	1	1	3	2	4	1	1	0.250	0.083	0.021	320
16-DIP-142	2	2	8	3	1	1	3	2	4	1	1	0.250	0.083	0.021	321
24-CMLCS-002	2	6	2	3	1	5	1	4	2	1	1	0.250	0.083	0.021	322
24-DIP-004	2	6	8	1	1	1	1	2	4	1	1	0.250	0.083	0.021	323
10-CMLCS-002	2	2	2	1	1	5	1	2	2	1	5	0.100	0.167	0.017	324
10-DIP-001	2	2	2	1	1	5	1	2	4	1	3	0.100	0.167	0.017	325
10-DIP-003	2	2	2	1	1	5	1	2	4	1	3	0.100	0.167	0.017	326
12-DIP-001	2	2	2	1	1	5	1	4	4	1	1	0.100	0.167	0.017	327
12-DIP-006	2	2	2	1	1	5	1	2	4	1	3	0.100	0.167	0.017	328

## Transmission Main Segments Risk of Failure Ranking

T-Main Segment	Consequence of Failure (COF)							Likelihood of Failure (LOF)				Risk of Failure (ROF) (0-1)			Overall Rank
	Doubly Weighted (2-10)			Normally Weighted (1-5)				Doubly Weighted (2-10)		Normally Weighted (1-5)		COF X LOF			
	Service Connection	Pipe Diameter	Street Type	Segment Length	Crossings	Source	Distribution System Connection	Pipe Age	Pipe Material	Failure Rate (Leak/Segment)	Static Pressure	COF Score	LOF Score	ROF Score	
12-DIP-015	2	2	2	1	1	5	1	2	4	1	3	0.100	0.167	0.017	329
14-DIP-001	2	2	2	1	1	5	1	4	4	1	1	0.100	0.167	0.017	330
14-DIP-002	2	2	2	1	1	5	1	4	4	1	1	0.100	0.167	0.017	331
14-DIP-003	2	2	2	1	1	5	1	4	4	1	1	0.100	0.167	0.017	332
14-DIP-004	2	2	2	1	1	5	1	4	4	1	1	0.100	0.167	0.017	333
14-DIP-005	2	2	2	1	1	5	1	4	4	1	1	0.100	0.167	0.017	334
16-CMLCS-011	2	2	2	1	1	5	1	2	2	1	5	0.100	0.167	0.017	335
16-CMLCS-012	2	2	2	1	1	5	1	4	2	1	3	0.100	0.167	0.017	336
16-CMLCS-014	2	2	2	1	1	5	1	4	2	1	3	0.100	0.167	0.017	337
16-DIP-027	2	2	10	1	1	1	1	2	4	1	1	0.200	0.083	0.017	338
16-DIP-051	2	2	4	1	1	1	3	4	4	1	1	0.100	0.167	0.017	339
16-DIP-062	2	2	4	1	1	1	3	4	4	1	1	0.100	0.167	0.017	340
16-DIP-065	2	2	8	1	1	1	3	2	4	1	1	0.200	0.083	0.017	341
16-DIP-067	2	2	8	1	1	1	3	2	4	1	1	0.200	0.083	0.017	342
16-DIP-069	2	2	8	1	1	1	3	2	4	1	1	0.200	0.083	0.017	343
16-DIP-072	2	2	8	1	1	1	3	2	4	1	1	0.200	0.083	0.017	344
16-DIP-074	2	2	8	1	1	1	3	2	4	1	1	0.200	0.083	0.017	345
16-DIP-103	2	2	10	1	1	1	1	2	4	1	1	0.200	0.083	0.017	346
16-DIP-109	2	2	4	1	1	1	3	4	4	1	1	0.100	0.167	0.017	347
16-DIP-119	2	2	4	1	1	1	3	4	4	1	1	0.100	0.167	0.017	348
16-DIP-120	2	2	4	1	1	1	3	4	4	1	1	0.100	0.167	0.017	349
16-DIP-121	2	2	4	1	1	1	3	4	4	1	1	0.100	0.167	0.017	350
16-DIP-122	2	2	4	1	1	1	3	4	4	1	1	0.100	0.167	0.017	351
16-DIP-126	2	2	2	1	1	1	3	4	4	1	5	0.050	0.333	0.017	352
16-DIP-129	2	2	10	1	1	1	1	2	4	1	1	0.200	0.083	0.017	353
16-DIP-136	2	2	8	1	1	1	3	2	4	1	1	0.200	0.083	0.017	354
16-DIP-139	2	2	8	1	1	1	3	2	4	1	1	0.200	0.083	0.017	355
16-DIP-140	2	2	8	1	1	1	3	2	4	1	1	0.200	0.083	0.017	356
16-DIP-141	2	2	8	3	1	1	1	2	4	1	1	0.200	0.083	0.017	357
16-DIP-160	2	2	4	1	1	1	3	2	4	1	3	0.100	0.167	0.017	358
16-DIP-161	2	2	4	1	1	1	3	2	4	1	3	0.100	0.167	0.017	359
16-DIP-162	2	2	4	1	1	1	3	2	4	1	3	0.100	0.167	0.017	360
16-DIP-168	2	2	10	1	1	1	1	2	4	1	1	0.200	0.083	0.017	361
16-PVC-005	2	2	4	1	1	1	3	2	6	1	1	0.100	0.167	0.017	362
16-PVC-007	2	2	4	1	1	1	1	4	6	1	3	0.050	0.333	0.017	363
18-DIP-001	2	4	2	1	1	1	1	4	4	1	5	0.050	0.333	0.017	364
24-CMLCS-008	2	6	2	1	1	5	1	2	2	1	3	0.200	0.083	0.017	365
24-CMLCS-009	2	6	2	1	1	5	1	2	2	1	3	0.200	0.083	0.017	366
24-CMLCS-047	2	6	2	1	1	5	1	2	2	1	3	0.200	0.083	0.017	367
36-CMLCS-021	2	10	2	1	1	1	1	2	2	1	3	0.200	0.083	0.017	368
36-CMLCS-022	2	10	2	1	1	1	1	2	2	1	3	0.200	0.083	0.017	369

**Transmission Main Segments  
Risk of Failure Ranking**

T-Main Segment	Consequence of Failure (COF)							Likelihood of Failure (LOF)				Risk of Failure (ROF) (0-1)			Overall Rank
	Doubly Weighted (2-10)			Normally Weighted (1-5)				Doubly Weighted (2-10)		Normally Weighted (1-5)		COF X LOF			
	Service Connection	Pipe Diameter	Street Type	Segment Length	Crossings	Source	Distribution System Connection	Pipe Age	Pipe Material	Failure Rate (Leak/Segment)	Static Pressure	COF Score	LOF Score	ROF Score	
12-DIP-003	2	2	4	1	1	5	1	2	4	1	1	0.150	0.083	0.013	370
12-DIP-014	2	2	4	1	1	5	1	2	4	1	1	0.150	0.083	0.013	371
12-DIP-016	2	2	4	1	1	5	1	2	4	1	1	0.150	0.083	0.013	372
16-CMLCS-013	2	2	2	3	1	5	1	4	2	1	1	0.150	0.083	0.013	373
16-DIP-016	2	2	4	1	1	1	1	4	4	1	3	0.050	0.250	0.013	374
16-DIP-086	2	2	2	3	1	1	1	4	4	1	3	0.050	0.250	0.013	375
16-DIP-115	2	2	4	1	1	1	1	4	4	1	3	0.050	0.250	0.013	376
16-DIP-125	2	2	8	1	1	1	1	2	4	1	1	0.150	0.083	0.013	377
16-DIP-128	2	2	2	1	1	5	3	2	4	1	1	0.150	0.083	0.013	378
16-DIP-133	2	2	8	1	1	1	1	2	4	1	1	0.150	0.083	0.013	379
16-DIP-138	2	2	8	1	1	1	1	2	4	1	1	0.150	0.083	0.013	380
8-CMLCS-002	2	2	2	1	1	5	3	4	2	1	1	0.150	0.083	0.013	381
8-DIP-002	2	2	2	1	1	5	3	2	4	1	1	0.150	0.083	0.013	382
8-DIP-005	2	2	2	1	1	5	3	2	4	1	1	0.150	0.083	0.013	383
10-CMLCS-001	2	2	2	1	1	5	1	2	2	1	3	0.100	0.083	0.008	384
12-DIP-002	2	2	2	1	1	5	1	2	4	1	1	0.100	0.083	0.008	385
12-DIP-008	2	2	2	1	1	5	1	2	4	1	1	0.100	0.083	0.008	386
12-DIP-011	2	2	2	1	1	5	1	2	4	1	1	0.100	0.083	0.008	387
12-DIP-012	2	2	2	1	1	5	1	2	4	1	1	0.100	0.083	0.008	388
12-DIP-017	2	2	2	1	1	5	1	2	4	1	1	0.100	0.083	0.008	389
16-CMLCS-001	2	2	2	1	1	5	1	2	2	1	3	0.100	0.083	0.008	390
16-CMLCS-002	2	2	2	1	1	5	1	2	2	1	3	0.100	0.083	0.008	391
16-CMLCS-003	2	2	2	1	1	5	1	2	2	1	3	0.100	0.083	0.008	392
16-CMLCS-004	2	2	2	1	1	5	1	2	2	1	3	0.100	0.083	0.008	393
16-CMLCS-005	2	2	2	1	1	5	1	2	2	1	3	0.100	0.083	0.008	394
16-CMLCS-006	2	2	2	1	1	5	1	2	2	1	3	0.100	0.083	0.008	395
16-CMLCS-007	2	2	2	1	1	5	1	2	2	1	3	0.100	0.083	0.008	396
16-CMLCS-009	2	2	2	1	1	5	1	2	2	1	3	0.100	0.083	0.008	397
16-CMLCS-010	2	2	2	1	1	5	1	2	2	1	3	0.100	0.083	0.008	398
16-CMLCS-015	2	2	2	1	1	5	1	2	2	1	3	0.100	0.083	0.008	399
16-DIP-108	2	2	4	1	1	1	3	2	4	1	1	0.100	0.083	0.008	400
16-DIP-110	2	2	4	1	1	1	1	4	4	1	1	0.050	0.167	0.008	401
16-DIP-151	2	2	4	1	1	1	3	2	4	1	1	0.100	0.083	0.008	402
16-DIP-154	2	2	2	1	1	1	3	2	4	1	3	0.050	0.167	0.008	403
16-DIP-155	2	2	2	1	1	1	3	2	4	1	3	0.050	0.167	0.008	404
16-DIP-157	2	2	2	3	1	1	1	2	4	1	3	0.050	0.167	0.008	405
16-DIP-158	2	2	2	1	1	1	3	2	4	1	3	0.050	0.167	0.008	406
16-DIP-164	2	2	4	1	1	1	3	2	4	1	1	0.100	0.083	0.008	407
16-DIP-165	2	2	4	1	1	1	3	2	4	1	1	0.100	0.083	0.008	408
24-DIP-030	2	6	2	1	1	1	1	2	4	1	1	0.100	0.083	0.008	409
6-DIP-001	2	2	2	1	1	5	1	2	4	1	1	0.100	0.083	0.008	410

**Transmission Main Segments  
Risk of Failure Ranking**

T-Main Segment	Consequence of Failure (COF)							Likelihood of Failure (LOF)				Risk of Failure (ROF) (0-1)			Overall Rank
	Doubly Weighted (2-10)			Normally Weighted (1-5)				Doubly Weighted (2-10)		Normally Weighted (1-5)		COF X LOF			
	Service Connection	Pipe Diameter	Street Type	Segment Length	Crossings	Source	Distribution System Connection	Pipe Age	Pipe Material	Failure Rate (Leak/Segment)	Static Pressure	COF Score	LOF Score	ROF Score	
8-CMLCS-001	2	2	2	1	1	5	1	4	2	1	1	0.100	0.083	0.008	411
12-CMLCS-001	2	2	2	1	1	5	1	2	2	1	1	0.100	0.000	0.000	412
16-ACP-007	2	2	2	1	1	1	1	4	8	1	3	0.000	0.417	0.000	413
16-CMLCS-008	2	2	8	3	1	1	3	2	2	1	1	0.250	0.000	0.000	414
16-CMLCS-016	2	2	10	1	1	1	1	2	2	1	1	0.200	0.000	0.000	415
16-CMLCS-017	2	2	10	1	1	1	1	2	2	1	1	0.200	0.000	0.000	416
16-CMLCS-018	2	2	2	1	1	1	1	2	2	1	5	0.000	0.167	0.000	417
16-CMLCS-021	2	2	8	3	1	1	3	2	2	1	1	0.250	0.000	0.000	418
16-CMLCS-022	2	2	2	1	1	1	1	2	2	1	1	0.000	0.000	0.000	419
16-CMLCS-023	2	2	8	1	1	1	3	2	2	1	1	0.200	0.000	0.000	420
16-CMLCS-026	2	2	10	1	1	1	1	2	2	1	1	0.200	0.000	0.000	421
16-CMLCS-027	2	2	8	1	1	1	3	2	2	1	1	0.200	0.000	0.000	422
16-DIP-001	2	2	2	1	1	1	1	4	4	1	3	0.000	0.250	0.000	423
16-DIP-061	2	2	2	1	1	1	1	4	4	1	1	0.000	0.167	0.000	424
16-DIP-130	2	2	2	1	1	1	1	4	4	1	5	0.000	0.333	0.000	425
16-DIP-156	2	2	2	1	1	1	1	2	4	1	3	0.000	0.167	0.000	426
16-PVC-010	2	2	2	1	1	1	1	4	6	1	3	0.000	0.333	0.000	427
16-PVC-011	2	2	2	1	1	1	1	4	6	1	1	0.000	0.250	0.000	428
16-PVC-012	2	2	2	1	1	1	1	4	6	1	3	0.000	0.333	0.000	429
18-CMLCS-001	2	4	2	1	1	5	1	2	2	1	1	0.150	0.000	0.000	430
18-CMLCS-005	2	4	2	1	1	5	1	2	2	1	1	0.150	0.000	0.000	431
18-CMLCS-006	2	4	2	1	1	5	1	2	2	1	1	0.150	0.000	0.000	432
18-CMLCS-008	2	4	2	1	1	5	1	2	2	1	1	0.150	0.000	0.000	433
24-CMLCS-003	2	6	10	1	1	1	1	2	2	1	1	0.300	0.000	0.000	434
24-CMLCS-004	2	6	8	5	1	1	5	2	2	1	1	0.450	0.000	0.000	435
24-CMLCS-005	2	6	8	5	1	1	5	2	2	1	1	0.450	0.000	0.000	436
24-CMLCS-006	2	6	8	5	5	1	5	2	2	1	1	0.550	0.000	0.000	437
24-CMLCS-007	2	6	4	3	1	1	1	2	2	1	1	0.200	0.000	0.000	438
24-CMLCS-011	2	6	4	5	5	1	5	2	2	1	1	0.450	0.000	0.000	439
24-CMLCS-012	2	6	8	1	1	1	1	2	2	1	1	0.250	0.000	0.000	440
24-CMLCS-013	2	6	10	3	1	1	3	2	2	1	1	0.400	0.000	0.000	441
24-CMLCS-014	2	6	10	1	1	1	1	2	2	1	1	0.300	0.000	0.000	442
24-CMLCS-015	2	6	4	1	1	1	3	2	2	1	1	0.200	0.000	0.000	443
24-CMLCS-017	2	6	10	3	1	1	3	2	2	1	1	0.400	0.000	0.000	444
24-CMLCS-018	2	6	10	5	1	1	5	2	2	1	1	0.500	0.000	0.000	445
24-CMLCS-019	2	6	8	5	1	1	3	2	2	1	1	0.400	0.000	0.000	446
24-CMLCS-020	2	6	8	3	1	1	3	2	2	1	1	0.350	0.000	0.000	447
24-CMLCS-021	2	6	8	5	1	1	3	2	2	1	1	0.400	0.000	0.000	448
24-CMLCS-022	2	6	8	5	1	1	5	2	2	1	1	0.450	0.000	0.000	449
24-CMLCS-032	2	6	10	3	1	1	3	2	2	1	1	0.400	0.000	0.000	450
24-CMLCS-033	2	6	8	5	5	1	3	2	2	1	1	0.500	0.000	0.000	451

**Transmission Main Segments  
Risk of Failure Ranking**

T-Main Segment	Consequence of Failure (COF)							Likelihood of Failure (LOF)				Risk of Failure (ROF) (0-1)			Overall Rank
	Doubly Weighted (2-10)			Normally Weighted (1-5)				Doubly Weighted (2-10)		Normally Weighted (1-5)		COF X LOF			
	Service Connection	Pipe Diameter	Street Type	Segment Length	Crossings	Source	Distribution System Connection	Pipe Age	Pipe Material	Failure Rate (Leak/Segment)	Static Pressure	COF Score	LOF Score	ROF Score	
24-CMLCS-034	2	6	8	5	1	1	5	2	2	1	1	0.450	0.000	0.000	452
24-CMLCS-035	2	6	8	1	1	1	1	2	2	1	1	0.250	0.000	0.000	453
24-CMLCS-036	2	6	8	5	1	1	3	2	2	1	1	0.400	0.000	0.000	454
24-CMLCS-037	2	6	8	5	5	1	3	2	2	1	1	0.500	0.000	0.000	455
24-CMLCS-049	6	6	10	1	1	5	1	2	2	1	1	0.500	0.000	0.000	456
24-CMLCS-050	2	6	10	1	1	5	1	2	2	1	1	0.400	0.000	0.000	457
24-CMLCS-051	2	6	8	1	1	5	5	2	2	1	1	0.450	0.000	0.000	458
24-CMLCS-052	2	6	8	1	1	5	5	2	2	1	1	0.450	0.000	0.000	459
24-CMLCS-053	2	6	8	1	1	5	5	2	2	1	1	0.450	0.000	0.000	460
24-CMLCS-054	2	6	8	1	5	5	5	2	2	1	1	0.550	0.000	0.000	461
30-CMLCS-005	2	8	10	1	1	1	3	2	2	1	1	0.400	0.000	0.000	462
30-CMLCS-006	2	8	8	5	5	1	3	2	2	1	1	0.550	0.000	0.000	463
30-CMLCS-007	2	8	8	5	1	1	3	2	2	1	1	0.450	0.000	0.000	464
30-CMLCS-008	2	8	8	5	5	1	3	2	2	1	1	0.550	0.000	0.000	465
30-CMLCS-009	2	8	8	5	1	1	3	2	2	1	1	0.450	0.000	0.000	466
30-CMLCS-010	2	8	8	3	1	1	3	2	2	1	1	0.400	0.000	0.000	467
30-CMLCS-011	2	8	10	5	1	1	3	2	2	1	1	0.500	0.000	0.000	468
30-CMLCS-012	2	8	8	5	1	1	3	2	2	1	1	0.450	0.000	0.000	469
30-CMLCS-015	2	8	8	5	1	1	1	2	2	1	1	0.400	0.000	0.000	470
30-CMLCS-016	2	8	8	5	1	1	3	2	2	1	1	0.450	0.000	0.000	471
30-CMLCS-017	2	8	8	1	5	1	1	2	2	1	1	0.400	0.000	0.000	472
36-CMLCS-003	2	10	10	1	1	1	3	2	2	1	1	0.450	0.000	0.000	473
36-CMLCS-004	2	10	10	1	5	1	3	2	2	1	1	0.550	0.000	0.000	474
36-CMLCS-005	2	10	10	3	1	1	3	2	2	1	1	0.500	0.000	0.000	475
36-CMLCS-006	2	10	10	3	1	1	3	2	2	1	1	0.500	0.000	0.000	476
36-CMLCS-009	2	10	10	3	1	1	3	2	2	1	1	0.500	0.000	0.000	477
36-CMLCS-010	2	10	10	3	1	1	1	2	2	1	1	0.450	0.000	0.000	478
36-CMLCS-011	2	10	10	3	1	1	3	2	2	1	1	0.500	0.000	0.000	479
36-CMLCS-012	2	10	10	3	1	1	3	2	2	1	1	0.500	0.000	0.000	480
36-CMLCS-013	2	10	8	3	1	1	1	2	2	1	1	0.400	0.000	0.000	481
36-CMLCS-014	2	10	8	3	1	1	3	2	2	1	1	0.450	0.000	0.000	482
36-CMLCS-015	2	10	8	3	1	1	3	2	2	1	1	0.450	0.000	0.000	483
36-CMLCS-016	2	10	8	3	1	1	3	2	2	1	1	0.450	0.000	0.000	484
36-CMLCS-017	2	10	4	3	1	1	1	2	2	1	1	0.300	0.000	0.000	485
36-CMLCS-018	2	10	8	1	5	1	1	2	2	1	1	0.450	0.000	0.000	486

## **Appendix B – Ranks (T-Main Segment)**

This page intentionally left blank.



### Transmission Main Segments Risk of Failure Ranking

T-Main Segment	Consequence of Failure (COF)							Likelihood of Failure (LOF)				Risk of Failure (ROF) (0-1)			Overall Rank
	Doubly Weighted (2-10)			Normally Weighted (1-5)				Doubly Weighted (2-10)		Normally Weighted (1-5)		COF X LOF			
	Service Connection	Pipe Diameter	Street Type	Segment Length	Crossings	Source	Distribution System Connection	Pipe Age	Pipe Material	Failure Rate (Leak/Segment)	Static Pressure	COF Score	LOF Score	ROF Score	
10-ACP-001	2	2	2	1	1	5	1	6	8	1	1	0.100	0.417	0.042	177
10-ACP-002	2	2	4	1	1	5	1	6	8	1	1	0.150	0.417	0.063	114
10-ACP-003	2	2	8	1	1	5	1	6	8	1	1	0.250	0.417	0.104	40
10-ACP-004	2	2	8	1	1	5	1	6	8	1	1	0.250	0.417	0.104	41
10-ACP-005	2	2	2	1	1	5	1	6	8	1	1	0.100	0.417	0.042	178
10-ACP-006	2	2	2	1	1	5	1	6	8	1	1	0.100	0.417	0.042	179
10-ACP-007	2	2	4	1	1	5	1	6	8	1	1	0.150	0.417	0.063	115
10-ACP-008	2	2	2	1	1	5	1	2	8	1	3	0.100	0.333	0.033	222
10-ACP-009	2	2	2	1	1	5	1	8	8	1	1	0.100	0.500	0.050	147
10-ACP-010	2	2	2	1	1	5	1	8	8	1	3	0.100	0.583	0.058	134
10-ACP-011	2	2	2	1	1	5	1	4	8	1	1	0.100	0.333	0.033	223
10-ACP-012	2	2	4	1	1	5	1	6	8	1	1	0.150	0.417	0.063	116
10-CIP-001	2	2	10	1	1	5	1	8	10	1	1	0.300	0.583	0.175	14
10-CMLCS-001	2	2	2	1	1	5	1	2	2	1	3	0.100	0.083	0.008	384
10-CMLCS-002	2	2	2	1	1	5	1	2	2	1	5	0.100	0.167	0.017	324
10-DIP-001	2	2	2	1	1	5	1	2	4	1	3	0.100	0.167	0.017	325
10-DIP-002	2	2	4	1	1	5	1	2	4	1	3	0.150	0.167	0.025	265
10-DIP-003	2	2	2	1	1	5	1	2	4	1	3	0.100	0.167	0.017	326
10-DIP-004	2	2	2	1	1	5	1	4	4	1	3	0.100	0.250	0.025	266
10-MLS-001	2	2	8	1	1	5	1	8	10	1	3	0.250	0.667	0.167	22
10-PVC-001	2	2	4	1	1	5	1	4	6	1	1	0.150	0.250	0.038	205
12-ACP-001	2	2	4	1	1	5	1	8	8	1	1	0.150	0.500	0.075	67
12-ACP-002	2	2	2	1	1	5	1	6	8	1	3	0.100	0.500	0.050	148
12-ACP-003	2	2	2	1	1	5	1	8	8	1	1	0.100	0.500	0.050	149
12-ACP-004	2	2	4	1	1	5	1	8	8	1	3	0.150	0.583	0.088	55
12-ACP-005	2	2	10	1	1	5	1	8	8	1	3	0.300	0.583	0.175	15
12-CMLCS-001	2	2	2	1	1	5	1	2	2	1	1	0.100	0.000	0.000	412
12-DIP-001	2	2	2	1	1	5	1	4	4	1	1	0.100	0.167	0.017	327
12-DIP-002	2	2	2	1	1	5	1	2	4	1	1	0.100	0.083	0.008	385
12-DIP-003	2	2	4	1	1	5	1	2	4	1	1	0.150	0.083	0.013	370
12-DIP-004	2	2	8	1	1	5	1	2	4	1	1	0.250	0.083	0.021	310
12-DIP-005	2	2	8	1	1	5	1	2	4	1	1	0.250	0.083	0.021	311
12-DIP-006	2	2	2	1	1	5	1	2	4	1	3	0.100	0.167	0.017	328
12-DIP-007	2	2	10	1	1	5	1	2	4	1	1	0.300	0.083	0.025	267
12-DIP-008	2	2	2	1	1	5	1	2	4	1	1	0.100	0.083	0.008	386
12-DIP-009	2	2	10	1	1	5	1	6	4	1	1	0.300	0.250	0.075	68
12-DIP-010	2	2	2	1	1	5	1	6	4	1	1	0.100	0.250	0.025	268
12-DIP-011	2	2	2	1	1	5	1	2	4	1	1	0.100	0.083	0.008	387
12-DIP-012	2	2	2	1	1	5	1	2	4	1	1	0.100	0.083	0.008	388
12-DIP-013	6	2	4	1	1	5	1	2	4	1	3	0.250	0.167	0.042	180
12-DIP-014	2	2	4	1	1	5	1	2	4	1	1	0.150	0.083	0.013	371
12-DIP-015	2	2	2	1	1	5	1	2	4	1	3	0.100	0.167	0.017	329
12-DIP-016	2	2	4	1	1	5	1	2	4	1	1	0.150	0.083	0.013	372
12-DIP-017	2	2	2	1	1	5	1	2	4	1	1	0.100	0.083	0.008	389

**Transmission Main Segments  
Risk of Failure Ranking**

T-Main Segment	Consequence of Failure (COF)							Likelihood of Failure (LOF)				Risk of Failure (ROF) (0-1)			Overall Rank
	Doubly Weighted (2-10)			Normally Weighted (1-5)				Doubly Weighted (2-10)		Normally Weighted (1-5)		COF X LOF			
	Service Connection	Pipe Diameter	Street Type	Segment Length	Crossings	Source	Distribution System Connection	Pipe Age	Pipe Material	Failure Rate (Leak/Segment)	Static Pressure	COF Score	LOF Score	ROF Score	
12-MLS-001	2	2	4	1	1	5	1	6	10	1	3	0.150	0.583	0.088	56
12-MLS-002	2	2	2	1	1	5	1	8	10	1	3	0.100	0.667	0.067	102
12-PVC-001	2	2	10	1	1	5	1	4	6	1	3	0.300	0.333	0.100	43
12-PVC-002	2	2	8	1	1	5	1	4	6	1	1	0.250	0.250	0.063	117
12-PVC-003	2	2	2	1	1	5	1	4	6	1	1	0.100	0.250	0.025	269
12-PVC-004	2	2	2	1	1	5	1	4	6	1	3	0.100	0.333	0.033	224
12-PVC-005	2	2	10	1	1	5	1	4	6	1	1	0.300	0.250	0.075	69
14-DIP-001	2	2	2	1	1	5	1	4	4	1	1	0.100	0.167	0.017	330
14-DIP-002	2	2	2	1	1	5	1	4	4	1	1	0.100	0.167	0.017	331
14-DIP-003	2	2	2	1	1	5	1	4	4	1	1	0.100	0.167	0.017	332
14-DIP-004	2	2	2	1	1	5	1	4	4	1	1	0.100	0.167	0.017	333
14-DIP-005	2	2	2	1	1	5	1	4	4	1	1	0.100	0.167	0.017	334
16-ACP-001	10	2	10	3	1	1	5	6	8	1	3	0.550	0.500	0.275	8
16-ACP-002	2	2	8	3	1	1	5	4	8	1	3	0.300	0.417	0.125	31
16-ACP-003	2	2	10	1	1	1	3	4	8	1	3	0.250	0.417	0.104	42
16-ACP-004	2	2	4	1	1	1	3	4	8	1	3	0.100	0.417	0.042	181
16-ACP-005	2	2	4	1	1	1	1	4	8	1	3	0.050	0.417	0.021	312
16-ACP-006	2	2	4	1	1	1	3	4	8	1	3	0.100	0.417	0.042	182
16-ACP-007	2	2	2	1	1	1	1	4	8	1	3	0.000	0.417	0.000	413
16-CIP-001	2	2	4	1	1	1	3	8	10	1	3	0.100	0.667	0.067	103
16-CMLCS-001	2	2	2	1	1	5	1	2	2	1	3	0.100	0.083	0.008	390
16-CMLCS-002	2	2	2	1	1	5	1	2	2	1	3	0.100	0.083	0.008	391
16-CMLCS-003	2	2	2	1	1	5	1	2	2	1	3	0.100	0.083	0.008	392
16-CMLCS-004	2	2	2	1	1	5	1	2	2	1	3	0.100	0.083	0.008	393
16-CMLCS-005	2	2	2	1	1	5	1	2	2	1	3	0.100	0.083	0.008	394
16-CMLCS-006	2	2	2	1	1	5	1	2	2	1	3	0.100	0.083	0.008	395
16-CMLCS-007	2	2	2	1	1	5	1	2	2	1	3	0.100	0.083	0.008	396
16-CMLCS-008	2	2	8	3	1	1	3	2	2	1	1	0.250	0.000	0.000	414
16-CMLCS-009	2	2	2	1	1	5	1	2	2	1	3	0.100	0.083	0.008	397
16-CMLCS-010	2	2	2	1	1	5	1	2	2	1	3	0.100	0.083	0.008	398
16-CMLCS-011	2	2	2	1	1	5	1	2	2	1	5	0.100	0.167	0.017	335
16-CMLCS-012	2	2	2	1	1	5	1	4	2	1	3	0.100	0.167	0.017	336
16-CMLCS-013	2	2	2	3	1	5	1	4	2	1	1	0.150	0.083	0.013	373
16-CMLCS-014	2	2	2	1	1	5	1	4	2	1	3	0.100	0.167	0.017	337
16-CMLCS-015	2	2	2	1	1	5	1	2	2	1	3	0.100	0.083	0.008	399
16-CMLCS-016	2	2	10	1	1	1	1	2	2	1	1	0.200	0.000	0.000	415
16-CMLCS-017	2	2	10	1	1	1	1	2	2	1	1	0.200	0.000	0.000	416
16-CMLCS-018	2	2	2	1	1	1	1	2	2	1	5	0.000	0.167	0.000	417
16-CMLCS-019	2	2	10	1	1	1	1	2	2	1	5	0.200	0.167	0.033	225
16-CMLCS-020	2	2	8	1	1	1	1	4	2	1	5	0.150	0.250	0.038	206
16-CMLCS-021	2	2	8	3	1	1	3	2	2	1	1	0.250	0.000	0.000	418
16-CMLCS-022	2	2	2	1	1	1	1	2	2	1	1	0.000	0.000	0.000	419
16-CMLCS-023	2	2	8	1	1	1	3	2	2	1	1	0.200	0.000	0.000	420
16-CMLCS-024	2	2	10	3	1	1	1	4	2	1	3	0.250	0.167	0.042	183

### Transmission Main Segments Risk of Failure Ranking

T-Main Segment	Consequence of Failure (COF)							Likelihood of Failure (LOF)				Risk of Failure (ROF) (0-1)			Overall Rank
	Doubly Weighted (2-10)			Normally Weighted (1-5)				Doubly Weighted (2-10)		Normally Weighted (1-5)		COF X LOF			
	Service Connection	Pipe Diameter	Street Type	Segment Length	Crossings	Source	Distribution System Connection	Pipe Age	Pipe Material	Failure Rate (Leak/Segment)	Static Pressure	COF Score	LOF Score	ROF Score	
16-CMLCS-025	2	2	4	1	1	1	3	6	2	1	3	0.100	0.250	0.025	270
16-CMLCS-026	2	2	10	1	1	1	1	2	2	1	1	0.200	0.000	0.000	421
16-CMLCS-027	2	2	8	1	1	1	3	2	2	1	1	0.200	0.000	0.000	422
16-DIP-001	2	2	2	1	1	1	1	4	4	1	3	0.000	0.250	0.000	423
16-DIP-002	2	2	8	3	1	1	1	4	4	1	3	0.200	0.250	0.050	150
16-DIP-003	2	2	8	3	1	1	3	4	4	1	3	0.250	0.250	0.063	118
16-DIP-004	2	2	8	1	1	1	1	4	4	1	3	0.150	0.250	0.038	207
16-DIP-005	6	2	8	3	1	1	1	4	4	1	3	0.300	0.250	0.075	70
16-DIP-006	2	2	8	1	1	1	1	4	4	1	3	0.150	0.250	0.038	208
16-DIP-007	6	2	8	1	1	1	1	4	4	1	3	0.250	0.250	0.063	119
16-DIP-008	2	2	10	3	1	1	1	4	4	1	3	0.250	0.250	0.063	120
16-DIP-009	2	2	10	1	1	1	3	4	4	1	3	0.250	0.250	0.063	121
16-DIP-010	2	2	10	1	1	1	3	4	4	1	3	0.250	0.250	0.063	122
16-DIP-011	6	2	10	1	1	1	1	4	4	1	3	0.300	0.250	0.075	71
16-DIP-012	2	2	10	1	5	1	1	4	4	1	3	0.300	0.250	0.075	72
16-DIP-013	2	2	10	3	1	1	3	4	4	1	3	0.300	0.250	0.075	73
16-DIP-014	2	2	4	1	1	1	3	4	4	1	3	0.100	0.250	0.025	271
16-DIP-015	2	2	4	1	1	1	3	4	4	1	3	0.100	0.250	0.025	272
16-DIP-016	2	2	4	1	1	1	1	4	4	1	3	0.050	0.250	0.013	374
16-DIP-017	2	2	10	3	1	1	3	4	4	1	3	0.300	0.250	0.075	74
16-DIP-018	2	2	10	1	1	1	3	4	4	1	3	0.250	0.250	0.063	123
16-DIP-019	2	2	10	1	1	1	3	4	4	1	3	0.250	0.250	0.063	124
16-DIP-020	2	2	10	1	1	1	5	4	4	1	3	0.300	0.250	0.075	75
16-DIP-021	2	2	4	3	1	5	5	2	4	1	1	0.300	0.083	0.025	273
16-DIP-022	2	2	10	1	1	1	3	2	4	1	3	0.250	0.167	0.042	184
16-DIP-023	2	2	8	1	1	1	1	2	4	1	3	0.150	0.167	0.025	274
16-DIP-024	2	2	8	1	1	1	3	2	4	1	3	0.200	0.167	0.033	226
16-DIP-025	2	2	8	1	5	1	3	2	4	1	3	0.300	0.167	0.050	151
16-DIP-026	2	2	8	3	1	1	1	2	4	1	3	0.200	0.167	0.033	227
16-DIP-027	2	2	10	1	1	1	1	2	4	1	1	0.200	0.083	0.017	338
16-DIP-028	10	2	10	3	1	1	1	2	4	1	1	0.450	0.083	0.038	209
16-DIP-029	2	2	10	3	1	1	1	2	4	1	1	0.250	0.083	0.021	313
16-DIP-030	6	2	10	1	1	1	1	2	4	1	1	0.300	0.083	0.025	275
16-DIP-031	2	2	10	1	1	1	3	4	4	1	1	0.250	0.167	0.042	185
16-DIP-032	2	2	10	1	1	1	3	4	4	1	1	0.250	0.167	0.042	186
16-DIP-033	6	2	8	3	1	1	5	4	4	1	1	0.400	0.167	0.067	104
16-DIP-034	6	2	8	1	1	1	3	4	4	1	1	0.300	0.167	0.050	152
16-DIP-035	2	2	8	3	5	1	5	4	4	1	1	0.400	0.167	0.067	105
16-DIP-036	2	2	8	3	5	1	3	4	4	1	1	0.350	0.167	0.058	135
16-DIP-037	2	2	8	3	1	1	5	4	4	1	1	0.300	0.167	0.050	153
16-DIP-038	2	2	8	1	1	1	5	4	4	1	1	0.250	0.167	0.042	187
16-DIP-039	2	2	8	3	1	1	5	4	4	1	1	0.300	0.167	0.050	154
16-DIP-040	2	2	8	3	1	1	5	4	4	1	1	0.300	0.167	0.050	155
16-DIP-041	6	2	8	3	1	1	3	4	4	1	1	0.350	0.167	0.058	136

## Transmission Main Segments Risk of Failure Ranking

T-Main Segment	Consequence of Failure (COF)							Likelihood of Failure (LOF)				Risk of Failure (ROF) (0-1)			Overall Rank
	Doubly Weighted (2-10)			Normally Weighted (1-5)				Doubly Weighted (2-10)		Normally Weighted (1-5)		COF X LOF			
	Service Connection	Pipe Diameter	Street Type	Segment Length	Crossings	Source	Distribution System Connection	Pipe Age	Pipe Material	Failure Rate (Leak/Segment)	Static Pressure	COF Score	LOF Score	ROF Score	
16-DIP-042	2	2	8	3	1	1	5	4	4	1	1	0.300	0.167	0.050	156
16-DIP-043	2	2	8	1	1	1	3	4	4	1	1	0.200	0.167	0.033	228
16-DIP-044	2	2	8	3	1	1	3	4	4	1	1	0.250	0.167	0.042	188
16-DIP-045	2	2	8	3	1	1	3	4	4	1	1	0.250	0.167	0.042	189
16-DIP-046	2	2	4	1	1	1	3	4	4	1	3	0.100	0.250	0.025	276
16-DIP-047	2	2	4	1	1	1	3	4	4	1	3	0.100	0.250	0.025	277
16-DIP-048	2	2	4	1	1	1	3	4	4	1	3	0.100	0.250	0.025	278
16-DIP-049	2	2	4	1	1	1	3	4	4	1	3	0.100	0.250	0.025	279
16-DIP-050	2	2	4	1	1	1	3	4	4	1	3	0.100	0.250	0.025	280
16-DIP-051	2	2	4	1	1	1	3	4	4	1	1	0.100	0.167	0.017	339
16-DIP-052	2	2	8	1	1	1	3	4	4	1	1	0.200	0.167	0.033	229
16-DIP-053	2	2	8	1	1	1	3	4	4	1	1	0.200	0.167	0.033	230
16-DIP-054	2	2	8	1	1	1	3	4	4	1	1	0.200	0.167	0.033	231
16-DIP-055	2	2	8	1	1	1	3	4	4	1	1	0.200	0.167	0.033	232
16-DIP-056	2	2	8	1	1	1	3	4	4	1	1	0.200	0.167	0.033	233
16-DIP-057	2	2	8	1	1	1	3	4	4	1	1	0.200	0.167	0.033	234
16-DIP-058	2	2	8	1	1	1	3	4	4	1	1	0.200	0.167	0.033	235
16-DIP-059	2	2	8	1	1	1	3	4	4	1	1	0.200	0.167	0.033	236
16-DIP-060	2	2	8	1	1	1	3	4	4	1	1	0.200	0.167	0.033	237
16-DIP-061	2	2	2	1	1	1	1	4	4	1	1	0.000	0.167	0.000	424
16-DIP-062	2	2	4	1	1	1	3	4	4	1	1	0.100	0.167	0.017	340
16-DIP-064	6	2	8	1	1	1	3	2	4	1	1	0.300	0.083	0.025	281
16-DIP-065	2	2	8	1	1	1	3	2	4	1	1	0.200	0.083	0.017	341
16-DIP-066	10	2	8	1	1	1	3	2	4	1	1	0.400	0.083	0.033	238
16-DIP-067	2	2	8	1	1	1	3	2	4	1	1	0.200	0.083	0.017	342
16-DIP-068	6	2	8	3	1	1	5	2	4	1	1	0.400	0.083	0.033	239
16-DIP-069	2	2	8	1	1	1	3	2	4	1	1	0.200	0.083	0.017	343
16-DIP-070	6	2	8	1	1	1	3	2	4	1	1	0.300	0.083	0.025	282
16-DIP-071	6	2	8	1	1	1	3	2	4	1	1	0.300	0.083	0.025	283
16-DIP-072	2	2	8	1	1	1	3	2	4	1	1	0.200	0.083	0.017	344
16-DIP-073	6	2	8	1	1	1	3	2	4	1	1	0.300	0.083	0.025	284
16-DIP-074	2	2	8	1	1	1	3	2	4	1	1	0.200	0.083	0.017	345
16-DIP-075	2	2	10	1	5	1	1	2	4	1	1	0.300	0.083	0.025	285
16-DIP-076	2	2	10	1	1	1	3	2	4	1	1	0.250	0.083	0.021	314
16-DIP-077	2	2	10	1	1	1	3	2	4	1	1	0.250	0.083	0.021	315
16-DIP-078	6	2	10	3	1	1	3	2	4	1	1	0.400	0.083	0.033	240
16-DIP-079	2	2	10	1	1	1	3	2	4	1	1	0.250	0.083	0.021	316
16-DIP-080	6	2	10	1	5	1	1	4	4	1	3	0.400	0.250	0.100	44
16-DIP-081	2	2	10	1	1	1	1	4	4	1	3	0.200	0.250	0.050	157
16-DIP-082	2	2	10	1	1	1	1	4	4	1	3	0.200	0.250	0.050	158
16-DIP-083	2	2	10	3	5	1	1	4	4	1	3	0.350	0.250	0.088	57
16-DIP-084	2	2	8	1	1	1	1	4	4	1	3	0.150	0.250	0.038	210
16-DIP-085	2	2	8	1	1	1	3	4	4	1	3	0.200	0.250	0.050	159
16-DIP-086	2	2	2	3	1	1	1	4	4	1	3	0.050	0.250	0.013	375

**Transmission Main Segments  
Risk of Failure Ranking**

T-Main Segment	Consequence of Failure (COF)							Likelihood of Failure (LOF)				Risk of Failure (ROF) (0-1)			Overall Rank
	Doubly Weighted (2-10)			Normally Weighted (1-5)				Doubly Weighted (2-10)		Normally Weighted (1-5)		COF X LOF			
	Service Connection	Pipe Diameter	Street Type	Segment Length	Crossings	Source	Distribution System Connection	Pipe Age	Pipe Material	Failure Rate (Leak/Segment)	Static Pressure	COF Score	LOF Score	ROF Score	
16-DIP-087	2	2	10	1	1	1	3	2	4	1	3	0.250	0.167	0.042	190
16-DIP-088	2	2	2	1	5	1	3	4	4	1	3	0.150	0.250	0.038	211
16-DIP-089	6	2	10	1	1	1	1	4	4	1	3	0.300	0.250	0.075	76
16-DIP-090	6	2	10	3	1	1	1	4	4	1	3	0.350	0.250	0.088	58
16-DIP-091	2	2	8	3	1	1	3	4	4	1	3	0.250	0.250	0.063	125
16-DIP-092	2	2	10	1	1	1	1	4	4	1	3	0.200	0.250	0.050	160
16-DIP-093	2	2	10	3	1	1	3	4	4	1	5	0.300	0.333	0.100	45
16-DIP-094	2	2	10	3	1	1	3	4	4	1	5	0.300	0.333	0.100	46
16-DIP-095	2	2	10	3	1	1	3	4	4	1	5	0.300	0.333	0.100	47
16-DIP-096	2	2	10	3	1	1	3	4	4	1	5	0.300	0.333	0.100	48
16-DIP-097	2	2	10	1	5	1	3	4	4	1	5	0.350	0.333	0.117	35
16-DIP-098	2	2	10	3	1	1	3	4	4	1	5	0.300	0.333	0.100	49
16-DIP-099	2	2	10	3	1	1	3	4	4	1	5	0.300	0.333	0.100	50
16-DIP-100	2	2	10	1	1	1	3	4	4	1	5	0.250	0.333	0.083	66
16-DIP-101	2	2	2	3	1	1	5	4	4	1	5	0.150	0.333	0.050	161
16-DIP-103	2	2	10	1	1	1	1	2	4	1	1	0.200	0.083	0.017	346
16-DIP-104	2	2	10	3	1	1	3	2	4	1	1	0.300	0.083	0.025	286
16-DIP-105	6	2	10	3	1	1	3	2	4	1	1	0.400	0.083	0.033	241
16-DIP-106	2	2	10	3	1	1	3	2	4	1	1	0.300	0.083	0.025	287
16-DIP-107	2	2	10	3	1	1	5	2	4	1	1	0.350	0.083	0.029	260
16-DIP-108	2	2	4	1	1	1	3	2	4	1	1	0.100	0.083	0.008	400
16-DIP-109	2	2	4	1	1	1	3	4	4	1	1	0.100	0.167	0.017	347
16-DIP-110	2	2	4	1	1	1	1	4	4	1	1	0.050	0.167	0.008	401
16-DIP-111	2	2	4	3	1	1	3	4	4	1	1	0.150	0.167	0.025	288
16-DIP-112	2	2	4	3	1	1	3	4	4	1	1	0.150	0.167	0.025	289
16-DIP-113	2	2	4	3	1	1	3	4	4	1	1	0.150	0.167	0.025	290
16-DIP-114	6	2	4	3	5	1	3	4	4	1	1	0.350	0.167	0.058	137
16-DIP-115	2	2	4	1	1	1	1	4	4	1	3	0.050	0.250	0.013	376
16-DIP-116	2	2	4	3	1	1	3	4	4	1	3	0.150	0.250	0.038	212
16-DIP-117	2	2	4	3	1	1	3	4	4	1	3	0.150	0.250	0.038	213
16-DIP-118	2	2	10	1	1	1	3	4	4	1	3	0.250	0.250	0.063	126
16-DIP-119	2	2	4	1	1	1	3	4	4	1	1	0.100	0.167	0.017	348
16-DIP-120	2	2	4	1	1	1	3	4	4	1	1	0.100	0.167	0.017	349
16-DIP-121	2	2	4	1	1	1	3	4	4	1	1	0.100	0.167	0.017	350
16-DIP-122	2	2	4	1	1	1	3	4	4	1	1	0.100	0.167	0.017	351
16-DIP-123	6	2	10	1	1	1	3	4	4	1	1	0.350	0.167	0.058	138
16-DIP-124	2	2	10	1	1	1	3	4	4	1	1	0.250	0.167	0.042	191
16-DIP-125	2	2	8	1	1	1	1	2	4	1	1	0.150	0.083	0.013	377
16-DIP-126	2	2	2	1	1	1	3	4	4	1	5	0.050	0.333	0.017	352
16-DIP-127	2	2	8	1	1	1	3	4	4	1	1	0.200	0.167	0.033	242
16-DIP-128	2	2	2	1	1	5	3	2	4	1	1	0.150	0.083	0.013	378
16-DIP-129	2	2	10	1	1	1	1	2	4	1	1	0.200	0.083	0.017	353
16-DIP-130	2	2	2	1	1	1	1	4	4	1	5	0.000	0.333	0.000	425
16-DIP-131	2	2	8	1	5	1	3	2	4	1	1	0.300	0.083	0.025	291

## Transmission Main Segments Risk of Failure Ranking

T-Main Segment	Consequence of Failure (COF)							Likelihood of Failure (LOF)				Risk of Failure (ROF) (0-1)			Overall Rank
	Doubly Weighted (2-10)			Normally Weighted (1-5)				Doubly Weighted (2-10)		Normally Weighted (1-5)		COF X LOF			
	Service Connection	Pipe Diameter	Street Type	Segment Length	Crossings	Source	Distribution System Connection	Pipe Age	Pipe Material	Failure Rate (Leak/Segment)	Static Pressure	COF Score	LOF Score	ROF Score	
16-DIP-132	2	2	8	3	1	1	3	2	4	1	1	0.250	0.083	0.021	317
16-DIP-133	2	2	8	1	1	1	1	2	4	1	1	0.150	0.083	0.013	379
16-DIP-134	2	2	8	3	1	1	3	2	4	1	1	0.250	0.083	0.021	318
16-DIP-135	2	2	8	3	1	1	3	2	4	1	1	0.250	0.083	0.021	319
16-DIP-136	2	2	8	1	1	1	3	2	4	1	1	0.200	0.083	0.017	354
16-DIP-137	2	2	8	3	1	1	3	2	4	1	1	0.250	0.083	0.021	320
16-DIP-138	2	2	8	1	1	1	1	2	4	1	1	0.150	0.083	0.013	380
16-DIP-139	2	2	8	1	1	1	3	2	4	1	1	0.200	0.083	0.017	355
16-DIP-140	2	2	8	1	1	1	3	2	4	1	1	0.200	0.083	0.017	356
16-DIP-141	2	2	8	3	1	1	1	2	4	1	1	0.200	0.083	0.017	357
16-DIP-142	2	2	8	3	1	1	3	2	4	1	1	0.250	0.083	0.021	321
16-DIP-143	2	2	10	1	1	1	3	2	4	1	3	0.250	0.167	0.042	192
16-DIP-144	10	2	10	1	1	1	3	2	4	1	3	0.450	0.167	0.075	77
16-DIP-145	10	2	10	1	1	1	3	2	4	1	3	0.450	0.167	0.075	78
16-DIP-146	2	2	10	3	1	1	3	2	4	1	3	0.300	0.167	0.050	162
16-DIP-147	2	2	10	3	1	1	5	2	4	1	3	0.350	0.167	0.058	139
16-DIP-148	6	2	10	1	1	1	3	2	4	1	3	0.350	0.167	0.058	140
16-DIP-149	2	2	10	1	1	1	3	2	4	1	3	0.250	0.167	0.042	193
16-DIP-150	2	2	10	1	1	1	3	2	4	1	3	0.250	0.167	0.042	194
16-DIP-151	2	2	4	1	1	1	3	2	4	1	1	0.100	0.083	0.008	402
16-DIP-152	2	2	10	1	1	1	3	2	4	1	3	0.250	0.167	0.042	195
16-DIP-153	2	2	2	1	1	5	1	4	4	1	3	0.100	0.250	0.025	292
16-DIP-154	2	2	2	1	1	1	3	2	4	1	3	0.050	0.167	0.008	403
16-DIP-155	2	2	2	1	1	1	3	2	4	1	3	0.050	0.167	0.008	404
16-DIP-156	2	2	2	1	1	1	1	2	4	1	3	0.000	0.167	0.000	426
16-DIP-157	2	2	2	3	1	1	1	2	4	1	3	0.050	0.167	0.008	405
16-DIP-158	2	2	2	1	1	1	3	2	4	1	3	0.050	0.167	0.008	406
16-DIP-159	6	2	4	1	1	1	1	2	4	1	3	0.150	0.167	0.025	293
16-DIP-160	2	2	4	1	1	1	3	2	4	1	3	0.100	0.167	0.017	358
16-DIP-161	2	2	4	1	1	1	3	2	4	1	3	0.100	0.167	0.017	359
16-DIP-162	2	2	4	1	1	1	3	2	4	1	3	0.100	0.167	0.017	360
16-DIP-163	10	2	10	1	1	1	3	2	4	1	3	0.450	0.167	0.075	79
16-DIP-164	2	2	4	1	1	1	3	2	4	1	1	0.100	0.083	0.008	407
16-DIP-165	2	2	4	1	1	1	3	2	4	1	1	0.100	0.083	0.008	408
16-DIP-166	2	2	10	1	1	1	3	4	4	1	3	0.250	0.250	0.063	127
16-DIP-167	2	2	10	1	1	1	5	2	4	1	1	0.300	0.083	0.025	294
16-DIP-168	2	2	10	1	1	1	1	2	4	1	1	0.200	0.083	0.017	361
16-MLS-001	2	2	2	1	1	1	3	8	10	1	3	0.050	0.667	0.033	243
16-MLS-002	6	2	2	1	1	1	3	8	10	1	3	0.150	0.667	0.100	51
16-MLS-003	10	2	8	3	1	1	3	6	10	1	3	0.450	0.583	0.263	9
16-MLS-004	2	2	8	1	1	1	3	6	10	1	3	0.200	0.583	0.117	36
16-MLS-005	10	2	4	3	1	1	5	6	10	1	3	0.400	0.583	0.233	10
16-MLS-006	10	2	4	3	1	1	5	6	10	1	3	0.400	0.583	0.233	11
16-MLS-007	10	2	4	1	1	1	3	6	10	1	3	0.300	0.583	0.175	16

### Transmission Main Segments Risk of Failure Ranking

T-Main Segment	Consequence of Failure (COF)							Likelihood of Failure (LOF)				Risk of Failure (ROF) (0-1)			Overall Rank
	Doubly Weighted (2-10)			Normally Weighted (1-5)				Doubly Weighted (2-10)		Normally Weighted (1-5)		COF X LOF			
	Service Connection	Pipe Diameter	Street Type	Segment Length	Crossings	Source	Distribution System Connection	Pipe Age	Pipe Material	Failure Rate (Leak/Segment)	Static Pressure	COF Score	LOF Score	ROF Score	
16-MLS-008	2	2	10	3	1	1	3	6	10	1	3	0.300	0.583	0.175	17
16-MLS-009	2	2	10	3	1	1	3	6	10	1	3	0.300	0.583	0.175	18
16-PVC-001	2	2	8	1	1	1	3	6	6	1	1	0.200	0.333	0.067	106
16-PVC-002	2	2	8	1	1	5	1	2	6	1	1	0.250	0.167	0.042	196
16-PVC-003	2	2	4	1	1	1	5	2	6	1	1	0.150	0.167	0.025	295
16-PVC-004	6	2	4	1	1	1	5	2	6	1	1	0.250	0.167	0.042	197
16-PVC-005	2	2	4	1	1	1	3	2	6	1	1	0.100	0.167	0.017	362
16-PVC-006	10	2	4	3	1	5	3	2	6	1	1	0.450	0.167	0.075	80
16-PVC-007	2	2	4	1	1	1	1	4	6	1	3	0.050	0.333	0.017	363
16-PVC-008	2	2	10	1	1	5	3	2	6	1	1	0.350	0.167	0.058	141
16-PVC-009	2	2	8	1	1	5	3	2	6	1	3	0.300	0.250	0.075	81
16-PVC-010	2	2	2	1	1	1	1	4	6	1	3	0.000	0.333	0.000	427
16-PVC-011	2	2	2	1	1	1	1	4	6	1	1	0.000	0.250	0.000	428
16-PVC-012	2	2	2	1	1	1	1	4	6	1	3	0.000	0.333	0.000	429
16-PVC-013	2	2	8	1	1	1	1	2	6	1	1	0.150	0.167	0.025	296
16-PVC-014	2	2	8	1	1	1	3	2	6	1	3	0.200	0.250	0.050	163
18-CMLCS-001	2	4	2	1	1	5	1	2	2	1	1	0.150	0.000	0.000	430
18-CMLCS-002	2	4	10	1	1	1	1	4	2	1	5	0.250	0.250	0.063	128
18-CMLCS-003	2	4	10	5	1	1	3	2	2	1	3	0.400	0.083	0.033	244
18-CMLCS-004	2	4	10	3	1	1	1	2	2	1	3	0.300	0.083	0.025	297
18-CMLCS-005	2	4	2	1	1	5	1	2	2	1	1	0.150	0.000	0.000	431
18-CMLCS-006	2	4	2	1	1	5	1	2	2	1	1	0.150	0.000	0.000	432
18-CMLCS-007	2	4	10	1	1	1	1	4	2	1	5	0.250	0.250	0.063	129
18-CMLCS-008	2	4	2	1	1	5	1	2	2	1	1	0.150	0.000	0.000	433
18-DIP-001	2	4	2	1	1	1	1	4	4	1	5	0.050	0.333	0.017	364
18-DIP-002	2	4	8	1	1	1	3	4	4	1	1	0.250	0.167	0.042	198
18-MLS-001	10	4	10	3	1	1	3	6	10	1	3	0.550	0.583	0.321	1
18-MLS-002	10	4	10	3	1	1	3	6	10	1	3	0.550	0.583	0.321	2
18-MLS-003	10	4	10	3	1	1	3	6	10	1	3	0.550	0.583	0.321	3
18-MLS-004	10	4	10	3	1	1	3	6	10	1	3	0.550	0.583	0.321	4
18-MLS-005	2	4	10	1	1	1	3	6	10	1	3	0.300	0.583	0.175	19
18-MLS-006	10	4	10	3	1	1	3	6	10	1	3	0.550	0.583	0.321	5
18-MLS-007	10	4	10	3	1	1	3	6	10	1	3	0.550	0.583	0.321	6
18-MLS-008	10	4	10	3	1	1	3	6	10	1	3	0.550	0.583	0.321	7
20-DIP-001	2	4	2	1	1	5	1	2	4	1	5	0.150	0.250	0.038	214
20-DIP-002	2	4	8	3	1	1	3	4	4	1	1	0.300	0.167	0.050	164
20-DIP-003	2	4	8	3	1	1	3	4	4	1	1	0.300	0.167	0.050	165
20-DIP-004	2	4	8	1	1	1	3	4	4	1	1	0.250	0.167	0.042	199
20-DIP-005	2	4	8	1	1	1	3	4	4	1	1	0.250	0.167	0.042	200
20-DIP-006	2	4	8	3	1	1	3	4	4	1	3	0.300	0.250	0.075	82
20-DIP-007	2	4	8	1	1	1	3	4	4	1	3	0.250	0.250	0.063	130
20-DIP-008	2	4	10	1	1	1	3	4	4	1	3	0.300	0.250	0.075	83
20-DIP-009	2	4	10	1	5	5	1	4	4	1	3	0.450	0.250	0.113	38
20-MLS-001	10	4	4	3	1	1	3	6	10	1	3	0.400	0.583	0.233	12



**Transmission Main Segments  
Risk of Failure Ranking**

T-Main Segment	Consequence of Failure (COF)							Likelihood of Failure (LOF)				Risk of Failure (ROF) (0-1)			Overall Rank
	Doubly Weighted (2-10)			Normally Weighted (1-5)				Doubly Weighted (2-10)		Normally Weighted (1-5)		COF X LOF			
	Service Connection	Pipe Diameter	Street Type	Segment Length	Crossings	Source	Distribution System Connection	Pipe Age	Pipe Material	Failure Rate (Leak/Segment)	Static Pressure	COF Score	LOF Score	ROF Score	
24-CMLCS-001	6	6	10	1	1	5	1	4	2	1	1	0.500	0.083	0.042	201
24-CMLCS-002	2	6	2	3	1	5	1	4	2	1	1	0.250	0.083	0.021	322
24-CMLCS-003	2	6	10	1	1	1	1	2	2	1	1	0.300	0.000	0.000	434
24-CMLCS-004	2	6	8	5	1	1	5	2	2	1	1	0.450	0.000	0.000	435
24-CMLCS-005	2	6	8	5	1	1	5	2	2	1	1	0.450	0.000	0.000	436
24-CMLCS-006	2	6	8	5	5	1	5	2	2	1	1	0.550	0.000	0.000	437
24-CMLCS-007	2	6	4	3	1	1	1	2	2	1	1	0.200	0.000	0.000	438
24-CMLCS-008	2	6	2	1	1	5	1	2	2	1	3	0.200	0.083	0.017	365
24-CMLCS-009	2	6	2	1	1	5	1	2	2	1	3	0.200	0.083	0.017	366
24-CMLCS-010	2	6	4	3	5	1	3	2	2	1	5	0.350	0.167	0.058	142
24-CMLCS-011	2	6	4	5	5	1	5	2	2	1	1	0.450	0.000	0.000	439
24-CMLCS-012	2	6	8	1	1	1	1	2	2	1	1	0.250	0.000	0.000	440
24-CMLCS-013	2	6	10	3	1	1	3	2	2	1	1	0.400	0.000	0.000	441
24-CMLCS-014	2	6	10	1	1	1	1	2	2	1	1	0.300	0.000	0.000	442
24-CMLCS-015	2	6	4	1	1	1	3	2	2	1	1	0.200	0.000	0.000	443
24-CMLCS-016	2	6	10	1	1	1	1	4	2	1	5	0.300	0.250	0.075	84
24-CMLCS-017	2	6	10	3	1	1	3	2	2	1	1	0.400	0.000	0.000	444
24-CMLCS-018	2	6	10	5	1	1	5	2	2	1	1	0.500	0.000	0.000	445
24-CMLCS-019	2	6	8	5	1	1	3	2	2	1	1	0.400	0.000	0.000	446
24-CMLCS-020	2	6	8	3	1	1	3	2	2	1	1	0.350	0.000	0.000	447
24-CMLCS-021	2	6	8	5	1	1	3	2	2	1	1	0.400	0.000	0.000	448
24-CMLCS-022	2	6	8	5	1	1	5	2	2	1	1	0.450	0.000	0.000	449
24-CMLCS-023	2	6	8	5	5	1	5	2	2	1	3	0.550	0.083	0.046	174
24-CMLCS-024	2	6	8	5	1	1	5	2	2	1	3	0.450	0.083	0.038	215
24-CMLCS-025	2	6	8	5	1	1	3	2	2	1	3	0.400	0.083	0.033	245
24-CMLCS-026	2	6	10	3	1	1	3	2	2	1	3	0.400	0.083	0.033	246
24-CMLCS-027	2	6	10	3	5	1	3	2	2	1	3	0.500	0.083	0.042	202
24-CMLCS-028	2	6	10	1	1	1	3	2	2	1	3	0.350	0.083	0.029	261
24-CMLCS-029	2	6	8	5	1	1	5	2	2	1	3	0.450	0.083	0.038	216
24-CMLCS-030	2	6	8	5	5	1	5	2	2	1	3	0.550	0.083	0.046	175
24-CMLCS-031	2	6	8	3	5	1	1	2	2	1	3	0.400	0.083	0.033	247
24-CMLCS-032	2	6	10	3	1	1	3	2	2	1	1	0.400	0.000	0.000	450
24-CMLCS-033	2	6	8	5	5	1	3	2	2	1	1	0.500	0.000	0.000	451
24-CMLCS-034	2	6	8	5	1	1	5	2	2	1	1	0.450	0.000	0.000	452
24-CMLCS-035	2	6	8	1	1	1	1	2	2	1	1	0.250	0.000	0.000	453
24-CMLCS-036	2	6	8	5	1	1	3	2	2	1	1	0.400	0.000	0.000	454
24-CMLCS-037	2	6	8	5	5	1	3	2	2	1	1	0.500	0.000	0.000	455
24-CMLCS-038	2	6	8	5	1	1	1	2	2	1	3	0.350	0.083	0.029	262
24-CMLCS-039	2	6	10	1	1	1	1	2	2	1	3	0.300	0.083	0.025	298
24-CMLCS-040	2	6	10	5	1	1	1	2	2	1	3	0.400	0.083	0.033	248
24-CMLCS-041	2	6	10	1	1	1	1	2	2	1	3	0.300	0.083	0.025	299
24-CMLCS-042	2	6	10	3	1	1	1	2	2	1	3	0.350	0.083	0.029	263
24-CMLCS-043	2	6	10	5	1	1	3	2	2	1	3	0.450	0.083	0.038	217
24-CMLCS-044	2	6	10	5	1	1	3	2	2	1	3	0.450	0.083	0.038	218



## Transmission Main Segments Risk of Failure Ranking

T-Main Segment	Consequence of Failure (COF)							Likelihood of Failure (LOF)				Risk of Failure (ROF) (0-1)			Overall Rank
	Doubly Weighted (2-10)			Normally Weighted (1-5)				Doubly Weighted (2-10)		Normally Weighted (1-5)		COF X LOF			
	Service Connection	Pipe Diameter	Street Type	Segment Length	Crossings	Source	Distribution System Connection	Pipe Age	Pipe Material	Failure Rate (Leak/Segment)	Static Pressure	COF Score	LOF Score	ROF Score	
24-CMLCS-045	2	6	2	3	1	5	1	4	2	1	3	0.250	0.167	0.042	203
24-CMLCS-046	2	6	2	3	1	1	1	4	2	1	3	0.150	0.167	0.025	300
24-CMLCS-047	2	6	2	1	1	5	1	2	2	1	3	0.200	0.083	0.017	367
24-CMLCS-048	6	6	10	1	1	1	1	4	2	1	1	0.400	0.083	0.033	249
24-CMLCS-049	6	6	10	1	1	5	1	2	2	1	1	0.500	0.000	0.000	456
24-CMLCS-050	2	6	10	1	1	5	1	2	2	1	1	0.400	0.000	0.000	457
24-CMLCS-051	2	6	8	1	1	5	5	2	2	1	1	0.450	0.000	0.000	458
24-CMLCS-052	2	6	8	1	1	5	5	2	2	1	1	0.450	0.000	0.000	459
24-CMLCS-053	2	6	8	1	1	5	5	2	2	1	1	0.450	0.000	0.000	460
24-CMLCS-054	2	6	8	1	5	5	5	2	2	1	1	0.550	0.000	0.000	461
24-CMLCS-055	2	6	4	1	5	5	3	2	2	1	5	0.400	0.167	0.067	107
24-DIP-001	2	6	2	1	1	1	1	4	4	1	5	0.100	0.333	0.033	250
24-DIP-002	2	6	2	1	1	1	1	4	4	1	5	0.100	0.333	0.033	251
24-DIP-003	2	6	2	1	1	1	1	4	4	1	5	0.100	0.333	0.033	252
24-DIP-004	2	6	8	1	1	1	1	2	4	1	1	0.250	0.083	0.021	323
24-DIP-005	2	6	10	1	1	1	1	2	4	1	1	0.300	0.083	0.025	301
24-DIP-006	2	6	2	1	1	1	1	4	4	1	5	0.100	0.333	0.033	253
24-DIP-007	2	6	2	1	1	1	1	4	4	1	5	0.100	0.333	0.033	254
24-DIP-008	2	6	8	1	1	1	3	2	4	1	1	0.300	0.083	0.025	302
24-DIP-009	2	6	8	3	1	1	3	4	4	1	1	0.350	0.167	0.058	143
24-DIP-010	2	6	8	3	1	1	3	4	4	1	1	0.350	0.167	0.058	144
24-DIP-011	2	6	8	1	1	1	3	4	4	1	3	0.300	0.250	0.075	85
24-DIP-012	2	6	8	1	5	1	3	4	4	1	3	0.400	0.250	0.100	52
24-DIP-013	2	6	8	1	1	1	3	4	4	1	3	0.300	0.250	0.075	86
24-DIP-014	2	6	8	3	1	1	3	4	4	1	3	0.350	0.250	0.088	59
24-DIP-015	2	6	10	3	5	1	3	4	4	1	3	0.500	0.250	0.125	32
24-DIP-016	2	6	2	3	1	1	3	4	4	1	3	0.200	0.250	0.050	166
24-DIP-017	10	6	4	3	1	1	3	4	4	1	3	0.450	0.250	0.113	39
24-DIP-018	2	6	4	3	1	1	3	4	4	1	3	0.250	0.250	0.063	131
24-DIP-019	6	6	4	1	1	1	3	4	4	1	3	0.300	0.250	0.075	87
24-DIP-020	2	6	10	1	1	1	5	2	4	1	3	0.400	0.167	0.067	108
24-DIP-021	6	6	10	1	1	1	3	2	4	1	3	0.450	0.167	0.075	88
24-DIP-022	2	6	10	3	1	1	3	2	4	1	3	0.400	0.167	0.067	109
24-DIP-023	2	6	10	1	1	1	3	2	4	1	1	0.350	0.083	0.029	264
24-DIP-024	2	6	10	1	5	1	1	2	4	1	1	0.400	0.083	0.033	255
24-DIP-025	2	6	10	3	1	1	3	2	4	1	1	0.400	0.083	0.033	256
24-DIP-026	2	6	10	3	1	1	5	2	4	1	1	0.450	0.083	0.038	219
24-DIP-027	6	6	10	1	1	1	3	2	4	1	1	0.450	0.083	0.038	220
24-DIP-028	6	6	10	3	1	1	5	2	4	1	1	0.550	0.083	0.046	176
24-DIP-029	2	6	10	1	1	1	5	4	4	1	1	0.400	0.167	0.067	110
24-DIP-030	2	6	2	1	1	1	1	2	4	1	1	0.100	0.083	0.008	409
24-DIP-031	2	6	10	1	1	1	1	4	4	1	1	0.300	0.167	0.050	167
24-MLS-001	2	6	4	3	1	1	5	6	10	1	3	0.300	0.583	0.175	20
24-MLS-002	2	6	2	3	1	1	3	6	10	1	3	0.200	0.583	0.117	37

### Transmission Main Segments Risk of Failure Ranking

T-Main Segment	Consequence of Failure (COF)							Likelihood of Failure (LOF)				Risk of Failure (ROF) (0-1)			Overall Rank
	Doubly Weighted (2-10)			Normally Weighted (1-5)				Doubly Weighted (2-10)		Normally Weighted (1-5)		COF X LOF			
	Service Connection	Pipe Diameter	Street Type	Segment Length	Crossings	Source	Distribution System Connection	Pipe Age	Pipe Material	Failure Rate (Leak/Segment)	Static Pressure	COF Score	LOF Score	ROF Score	
24-MLS-003	2	6	2	1	1	1	1	6	10	1	3	0.100	0.583	0.058	145
30-CMLCS-001	2	8	10	1	1	5	1	4	2	1	1	0.450	0.083	0.038	221
30-CMLCS-002	2	8	4	5	5	5	1	4	2	1	5	0.500	0.250	0.125	33
30-CMLCS-003	2	8	4	1	1	1	1	4	2	1	5	0.200	0.250	0.050	168
30-CMLCS-004	2	8	4	3	1	1	1	4	2	1	5	0.250	0.250	0.063	132
30-CMLCS-005	2	8	10	1	1	1	3	2	2	1	1	0.400	0.000	0.000	462
30-CMLCS-006	2	8	8	5	5	1	3	2	2	1	1	0.550	0.000	0.000	463
30-CMLCS-007	2	8	8	5	1	1	3	2	2	1	1	0.450	0.000	0.000	464
30-CMLCS-008	2	8	8	5	5	1	3	2	2	1	1	0.550	0.000	0.000	465
30-CMLCS-009	2	8	8	5	1	1	3	2	2	1	1	0.450	0.000	0.000	466
30-CMLCS-010	2	8	8	3	1	1	3	2	2	1	1	0.400	0.000	0.000	467
30-CMLCS-011	2	8	10	5	1	1	3	2	2	1	1	0.500	0.000	0.000	468
30-CMLCS-012	2	8	8	5	1	1	3	2	2	1	1	0.450	0.000	0.000	469
30-CMLCS-013	2	8	8	1	1	1	1	2	2	1	3	0.300	0.083	0.025	303
30-CMLCS-014	2	8	8	5	1	1	1	2	2	1	3	0.400	0.083	0.033	257
30-CMLCS-015	2	8	8	5	1	1	1	2	2	1	1	0.400	0.000	0.000	470
30-CMLCS-016	2	8	8	5	1	1	3	2	2	1	1	0.450	0.000	0.000	471
30-CMLCS-017	2	8	8	1	5	1	1	2	2	1	1	0.400	0.000	0.000	472
30-CMLCS-18	2	8	10	1	1	1	1	4	2	1	5	0.350	0.250	0.088	60
30-DIP-001	2	8	2	1	1	1	1	4	4	1	5	0.150	0.333	0.050	169
30-DIP-002	2	8	4	1	1	1	1	4	4	1	5	0.200	0.333	0.067	111
30-DIP-003	2	8	4	1	1	1	1	4	4	1	5	0.200	0.333	0.067	112
30-DIP-004	2	8	4	1	1	1	1	4	4	1	1	0.200	0.167	0.033	258
36-CMLCS-001	2	10	2	1	1	5	1	4	2	1	5	0.300	0.250	0.075	89
36-CMLCS-002	2	10	2	1	1	5	1	2	2	1	5	0.300	0.167	0.050	170
36-CMLCS-003	2	10	10	1	1	1	3	2	2	1	1	0.450	0.000	0.000	473
36-CMLCS-004	2	10	10	1	5	1	3	2	2	1	1	0.550	0.000	0.000	474
36-CMLCS-005	2	10	10	3	1	1	3	2	2	1	1	0.500	0.000	0.000	475
36-CMLCS-006	2	10	10	3	1	1	3	2	2	1	1	0.500	0.000	0.000	476
36-CMLCS-007	2	10	10	3	1	1	1	2	2	1	5	0.450	0.167	0.075	90
36-CMLCS-008	2	10	10	5	1	1	3	2	2	1	5	0.550	0.167	0.092	54
36-CMLCS-009	2	10	10	3	1	1	3	2	2	1	1	0.500	0.000	0.000	477
36-CMLCS-010	2	10	10	3	1	1	1	2	2	1	1	0.450	0.000	0.000	478
36-CMLCS-011	2	10	10	3	1	1	3	2	2	1	1	0.500	0.000	0.000	479
36-CMLCS-012	2	10	10	3	1	1	3	2	2	1	1	0.500	0.000	0.000	480
36-CMLCS-013	2	10	8	3	1	1	1	2	2	1	1	0.400	0.000	0.000	481
36-CMLCS-014	2	10	8	3	1	1	3	2	2	1	1	0.450	0.000	0.000	482
36-CMLCS-015	2	10	8	3	1	1	3	2	2	1	1	0.450	0.000	0.000	483
36-CMLCS-016	2	10	8	3	1	1	3	2	2	1	1	0.450	0.000	0.000	484
36-CMLCS-017	2	10	4	3	1	1	1	2	2	1	1	0.300	0.000	0.000	485
36-CMLCS-018	2	10	8	1	5	1	1	2	2	1	1	0.450	0.000	0.000	486
36-CMLCS-019	2	10	8	3	1	1	3	4	2	1	3	0.450	0.167	0.075	91
36-CMLCS-020	2	10	8	3	1	1	1	4	2	1	3	0.400	0.167	0.067	113
36-CMLCS-021	2	10	2	1	1	1	1	2	2	1	3	0.200	0.083	0.017	368

### Transmission Main Segments Risk of Failure Ranking

T-Main Segment	Consequence of Failure (COF)							Likelihood of Failure (LOF)				Risk of Failure (ROF) (0-1)			Overall Rank
	Doubly Weighted (2-10)			Normally Weighted (1-5)				Doubly Weighted (2-10)		Normally Weighted (1-5)		COF X LOF			
	Service Connection	Pipe Diameter	Street Type	Segment Length	Crossings	Source	Distribution System Connection	Pipe Age	Pipe Material	Failure Rate (Leak/Segment)	Static Pressure	COF Score	LOF Score	ROF Score	
36-CMLCS-022	2	10	2	1	1	1	1	2	2	1	3	0.200	0.083	0.017	369
36-CMLCS-023	2	10	2	1	1	5	1	2	2	1	3	0.300	0.083	0.025	304
36-CMLCS-024	2	10	2	1	1	5	1	2	2	1	3	0.300	0.083	0.025	305
36-CMLCS-025	2	10	2	1	1	5	1	2	2	1	3	0.300	0.083	0.025	306
36-CMLCS-026	2	10	2	1	1	5	1	2	2	1	3	0.300	0.083	0.025	307
48-CCP-001	2	10	8	5	5	5	1	4	2	1	5	0.650	0.250	0.163	23
48-CCP-002	2	10	10	5	1	5	1	4	2	1	5	0.600	0.250	0.150	26
48-CCP-003	2	10	10	5	5	5	1	4	2	1	5	0.700	0.250	0.175	21
48-CCP-004	2	10	8	5	1	5	1	4	2	1	5	0.550	0.250	0.138	30
48-CCP-005	2	10	2	1	1	5	1	4	2	1	5	0.300	0.250	0.075	92
48-CCP-006	2	10	8	3	5	5	1	4	2	1	5	0.600	0.250	0.150	27
48-CCP-007	2	10	8	5	5	5	1	4	2	1	5	0.650	0.250	0.163	24
48-CCP-008	2	10	2	1	1	5	1	4	2	1	5	0.300	0.250	0.075	93
48-CCP-009	2	10	10	1	1	5	1	4	2	1	5	0.500	0.250	0.125	34
48-CCP-010	2	10	10	5	1	5	3	4	2	1	5	0.650	0.250	0.163	25
48-CCP-011	2	10	10	5	1	5	5	4	2	1	1	0.700	0.083	0.058	146
6-ACP-001	10	2	2	1	1	5	3	8	8	3	1	0.350	0.583	0.204	13
6-ACP-002	2	2	2	1	1	5	3	8	8	1	1	0.150	0.500	0.075	94
6-DIP-001	2	2	2	1	1	5	1	2	4	1	1	0.100	0.083	0.008	410
8-ACP-001	2	2	2	1	1	5	3	8	8	1	1	0.150	0.500	0.075	95
8-ACP-002	2	2	8	1	1	5	3	8	8	1	1	0.300	0.500	0.150	28
8-ACP-003	2	2	2	1	1	5	3	6	8	1	3	0.150	0.500	0.075	96
8-ACP-004	2	2	2	1	1	5	3	6	8	1	5	0.150	0.583	0.088	61
8-ACP-005	2	2	2	1	1	5	3	8	8	1	3	0.150	0.583	0.088	62
8-ACP-006	2	2	2	1	1	5	3	8	8	1	1	0.150	0.500	0.075	97
8-ACP-007	2	2	2	1	1	5	3	8	8	1	3	0.150	0.583	0.088	63
8-ACP-008	2	2	2	1	1	5	3	8	8	1	1	0.150	0.500	0.075	98
8-ACP-009	2	2	2	1	1	5	3	8	8	1	1	0.150	0.500	0.075	99
8-ACP-010	2	2	2	1	1	5	1	8	8	1	1	0.100	0.500	0.050	171
8-ACP-011	2	2	2	1	1	5	3	8	8	1	3	0.150	0.583	0.088	64
8-ACP-012	2	2	2	1	1	5	3	8	8	1	1	0.150	0.500	0.075	100
8-ACP-013	2	2	2	1	1	5	3	6	8	1	1	0.150	0.417	0.063	133
8-ACP-014	2	2	4	1	1	5	1	6	8	1	3	0.150	0.500	0.075	101
8-ACP-015	2	2	8	1	1	5	1	8	8	3	1	0.250	0.583	0.146	29
8-ACP-016	2	2	2	1	1	5	1	8	8	1	1	0.100	0.500	0.050	172
8-CMLCS-001	2	2	2	1	1	5	1	4	2	1	1	0.100	0.083	0.008	411
8-CMLCS-002	2	2	2	1	1	5	3	4	2	1	1	0.150	0.083	0.013	381
8-DIP-001	2	2	2	1	1	5	1	8	4	1	1	0.100	0.333	0.033	259
8-DIP-002	2	2	2	1	1	5	3	2	4	1	1	0.150	0.083	0.013	382
8-DIP-003	2	2	2	1	1	5	3	2	4	1	3	0.150	0.167	0.025	308
8-DIP-004	2	2	8	1	1	5	3	2	4	1	3	0.300	0.167	0.050	173
8-DIP-005	2	2	2	1	1	5	3	2	4	1	1	0.150	0.083	0.013	383
8-DIP-006	2	2	10	3	5	5	3	2	4	1	1	0.500	0.083	0.042	204
8-MLS-001	2	2	2	1	1	5	3	8	10	1	3	0.150	0.667	0.100	53

**Transmission Main Segments  
Risk of Failure Ranking**

T-Main Segment	Consequence of Failure (COF)							Likelihood of Failure (LOF)				Risk of Failure (ROF) (0-1)			Overall Rank
	Doubly Weighted (2-10)			Normally Weighted (1-5)				Doubly Weighted (2-10)		Normally Weighted (1-5)		(COF X LOF)			
	Service Connection	Pipe Diameter	Street Type	Segment Length	Crossings	Source	Distribution System Connection	Pipe Age	Pipe Material	Failure Rate (Leak/Segment)	Static Pressure	COF Score	LOF Score	ROF Score	
8-MLS-002	2	2	2	1	1	5	3	8	10	1	1	0.150	0.583	0.088	65
8-PVC-001	2	2	2	1	1	5	1	4	6	1	1	0.100	0.250	0.025	309

## **Appendix C – Service Connections**

This page intentionally left blank.

**Service Connections Score**

T-Main Segment	Sub Type	Service Connections	Score
10-ACP-001	8	0	1
10-ACP-002	8	1	1
10-ACP-003	8	1	1
10-ACP-004	8	0	1
10-ACP-005	8	0	1
10-ACP-006	8	0	1
10-ACP-007	8	0	1
10-ACP-008	8	0	1
10-ACP-009	8	0	1
10-ACP-010	8	0	1
10-ACP-011	8	0	1
10-ACP-012	8	0	1
10-CIP-001	8	0	1
10-CMLCS-001	8	0	1
10-CMLCS-002	8	0	1
10-DIP-001	8	0	1
10-DIP-002	8	0	1
10-DIP-003	8	0	1
10-DIP-004	8	0	1
10-MLS-001	8	0	1
10-PVC-001	8	0	1
12-ACP-001	8	0	1
12-ACP-002	8	0	1
12-ACP-003	8	0	1
12-ACP-004	8	0	1
12-ACP-005	8	0	1
12-CMLCS-001	8	0	1
12-DIP-001	8	0	1
12-DIP-002	8	0	1
12-DIP-003	8	0	1
12-DIP-004	8	0	1
12-DIP-005	8	0	1
12-DIP-006	8	0	1
12-DIP-007	8	0	1
12-DIP-008	8	0	1
12-DIP-009	8	0	1
12-DIP-010	8	0	1
12-DIP-011	8	0	1
12-DIP-012	8	0	1
12-DIP-013	8	2	3
12-DIP-014	8	0	1
12-DIP-015	8	0	1
12-DIP-016	8	0	1
12-DIP-017	8	0	1

**Service Connections Score**

T-Main Segment	Sub Type	Service Connections	Score
12-MLS-001	8	1	1
12-MLS-002	8	0	1
12-PVC-001	8	0	1
12-PVC-002	8	0	1
12-PVC-003	8	0	1
12-PVC-004	8	0	1
12-PVC-005	8	0	1
14-DIP-001	8	0	1
14-DIP-002	8	0	1
14-DIP-003	8	0	1
14-DIP-004	8	0	1
14-DIP-005	8	0	1
16-ACP-001	3	7	5
16-ACP-002	3	1	1
16-ACP-003	3	0	1
16-ACP-004	3	1	1
16-ACP-005	3	1	1
16-ACP-006	3	0	1
16-ACP-007	3	0	1
16-CIP-001	3	0	1
16-CMLCS-001	8	0	1
16-CMLCS-002	8	0	1
16-CMLCS-003	8	0	1
16-CMLCS-004	8	0	1
16-CMLCS-005	8	0	1
16-CMLCS-006	8	0	1
16-CMLCS-007	8	0	1
16-CMLCS-008	3	0	1
16-CMLCS-009	8	0	1
16-CMLCS-010	8	0	1
16-CMLCS-011	8	0	1
16-CMLCS-012	8	0	1
16-CMLCS-013	8	0	1
16-CMLCS-014	8	1	1
16-CMLCS-015	8	0	1
16-CMLCS-016	3	0	1
16-CMLCS-017	3	0	1
16-CMLCS-018	3	0	1
16-CMLCS-019	3	0	1
16-CMLCS-020	3	0	1
16-CMLCS-021	3	0	1
16-CMLCS-022	3	0	1
16-CMLCS-023	3	0	1
16-CMLCS-024	3	0	1



**Service Connections Score**

T-Main Segment	Sub Type	Service Connections	Score
16-CMLCS-025	3	0	1
16-CMLCS-026	3	0	1
16-CMLCS-027	3	0	1
16-DIP-001	3	0	1
16-DIP-002	3	1	1
16-DIP-003	3	0	1
16-DIP-004	3	0	1
16-DIP-005	3	2	3
16-DIP-006	3	0	1
16-DIP-007	3	2	3
16-DIP-008	3	0	1
16-DIP-009	3	0	1
16-DIP-010	3	0	1
16-DIP-011	3	3	3
16-DIP-012	3	0	1
16-DIP-013	3	1	1
16-DIP-014	3	0	1
16-DIP-015	3	1	1
16-DIP-016	3	0	1
16-DIP-017	3	0	1
16-DIP-018	3	1	1
16-DIP-019	3	1	1
16-DIP-020	3	1	1
16-DIP-021	3	0	1
16-DIP-022	3	0	1
16-DIP-023	3	0	1
16-DIP-024	3	0	1
16-DIP-025	3	0	1
16-DIP-026	3	0	1
16-DIP-027	3	0	1
16-DIP-028	3	4	5
16-DIP-029	3	0	1
16-DIP-030	3	2	3
16-DIP-031	3	0	1
16-DIP-032	3	0	1
16-DIP-033	3	2	3
16-DIP-034	3	2	3
16-DIP-035	3	0	1
16-DIP-036	3	0	1
16-DIP-037	3	0	1
16-DIP-038	3	0	1
16-DIP-039	3	0	1
16-DIP-040	3	0	1
16-DIP-041	3	2	3

**Service Connections Score**

T-Main Segment	Sub Type	Service Connections	Score
16-DIP-042	3	0	1
16-DIP-043	3	0	1
16-DIP-044	3	0	1
16-DIP-045	3	0	1
16-DIP-046	3	0	1
16-DIP-047	3	0	1
16-DIP-048	3	0	1
16-DIP-049	3	0	1
16-DIP-050	3	0	1
16-DIP-051	3	0	1
16-DIP-052	3	0	1
16-DIP-053	3	0	1
16-DIP-054	3	0	1
16-DIP-055	3	0	1
16-DIP-056	3	0	1
16-DIP-057	3	0	1
16-DIP-058	3	0	1
16-DIP-059	3	0	1
16-DIP-060	3	0	1
16-DIP-061	3	0	1
16-DIP-062	3	0	1
16-DIP-064	3	2	3
16-DIP-065	3	1	1
16-DIP-066	3	4	5
16-DIP-067	3	1	1
16-DIP-068	3	3	3
16-DIP-069	3	1	1
16-DIP-070	3	2	3
16-DIP-071	3	2	3
16-DIP-072	3	0	1
16-DIP-073	3	2	3
16-DIP-074	3	0	1
16-DIP-075	3	0	1
16-DIP-076	3	0	1
16-DIP-077	3	0	1
16-DIP-078	3	2	3
16-DIP-079	3	0	1
16-DIP-080	3	2	3
16-DIP-081	3	0	1
16-DIP-082	3	0	1
16-DIP-083	3	1	1
16-DIP-084	3	1	1
16-DIP-085	3	1	1
16-DIP-086	3	0	1

**Service Connections Score**

T-Main Segment	Sub Type	Service Connections	Score
16-DIP-087	3	0	1
16-DIP-088	3	0	1
16-DIP-089	3	2	3
16-DIP-090	3	3	3
16-DIP-091	3	0	1
16-DIP-092	3	0	1
16-DIP-093	3	0	1
16-DIP-094	3	0	1
16-DIP-095	3	0	1
16-DIP-096	3	0	1
16-DIP-097	3	0	1
16-DIP-098	3	0	1
16-DIP-099	3	0	1
16-DIP-100	3	1	1
16-DIP-101	3	0	1
16-DIP-103	3	0	1
16-DIP-104	3	0	1
16-DIP-105	3	2	3
16-DIP-106	3	0	1
16-DIP-107	3	0	1
16-DIP-108	3	0	1
16-DIP-109	3	0	1
16-DIP-110	3	0	1
16-DIP-111	3	0	1
16-DIP-112	3	0	1
16-DIP-113	3	0	1
16-DIP-114	3	2	3
16-DIP-115	3	0	1
16-DIP-116	3	0	1
16-DIP-117	3	0	1
16-DIP-118	3	0	1
16-DIP-119	3	0	1
16-DIP-120	3	0	1
16-DIP-121	3	0	1
16-DIP-122	3	0	1
16-DIP-123	3	2	3
16-DIP-124	3	0	1
16-DIP-125	3	0	1
16-DIP-126	3	1	1
16-DIP-127	3	0	1
16-DIP-128	8	0	1
16-DIP-129	3	0	1
16-DIP-130	3	0	1
16-DIP-131	3	0	1

**Service Connections Score**

T-Main Segment	Sub Type	Service Connections	Score
16-DIP-132	3	0	1
16-DIP-133	3	0	1
16-DIP-134	3	0	1
16-DIP-135	3	0	1
16-DIP-136	3	0	1
16-DIP-137	3	0	1
16-DIP-138	3	0	1
16-DIP-139	3	0	1
16-DIP-140	3	0	1
16-DIP-141	3	0	1
16-DIP-142	3	0	1
16-DIP-143	3	0	1
16-DIP-144	3	5	5
16-DIP-145	3	4	5
16-DIP-146	3	1	1
16-DIP-147	3	0	1
16-DIP-148	3	3	3
16-DIP-149	3	1	1
16-DIP-150	3	0	1
16-DIP-151	3	0	1
16-DIP-152	3	0	1
16-DIP-153	8	0	1
16-DIP-154	3	0	1
16-DIP-155	3	1	1
16-DIP-156	3	0	1
16-DIP-157	3	1	1
16-DIP-158	3	0	1
16-DIP-159	3	2	3
16-DIP-160	3	0	1
16-DIP-161	3	0	1
16-DIP-162	3	0	1
16-DIP-163	3	4	5
16-DIP-164	3	1	1
16-DIP-165	3	0	1
16-DIP-166	3	0	1
16-DIP-167	3	0	1
16-DIP-168	3	0	1
16-MLS-001	3	0	1
16-MLS-002	3	2	3
16-MLS-003	3	5	5
16-MLS-004	3	0	1
16-MLS-005	3	10	5
16-MLS-006	3	5	5
16-MLS-007	3	6	5

**Service Connections Score**

T-Main Segment	Sub Type	Service Connections	Score
16-MLS-008	3	0	1
16-MLS-009	3	0	1
16-PVC-001	3	0	1
16-PVC-002	8	1	1
16-PVC-003	3	0	1
16-PVC-004	3	2	3
16-PVC-005	3	1	1
16-PVC-006	8	13	5
16-PVC-007	3	0	1
16-PVC-008	8	0	1
16-PVC-009	8	0	1
16-PVC-010	3	0	1
16-PVC-011	3	0	1
16-PVC-012	3	0	1
16-PVC-013	3	1	1
16-PVC-014	3	0	1
18-CMLCS-001	8	0	1
18-CMLCS-002	3	0	1
18-CMLCS-003	3	0	1
18-CMLCS-004	3	0	1
18-CMLCS-005	8	0	1
18-CMLCS-006	8	0	1
18-CMLCS-007	3	0	1
18-CMLCS-008	8	0	1
18-DIP-001	3	0	1
18-DIP-002	3	0	1
18-MLS-001	3	7	5
18-MLS-002	3	6	5
18-MLS-003	3	6	5
18-MLS-004	3	8	5
18-MLS-005	3	0	1
18-MLS-006	3	7	5
18-MLS-007	3	4	5
18-MLS-008	3	6	5
20-DIP-001	8	0	1
20-DIP-002	3	0	1
20-DIP-003	3	0	1
20-DIP-004	3	0	1
20-DIP-005	3	1	1
20-DIP-006	3	1	1
20-DIP-007	3	0	1
20-DIP-008	3	0	1
20-DIP-009	3	0	1
20-MLS-001	3	8	5

**Service Connections Score**

T-Main Segment	Sub Type	Service Connections	Score
24-CMLCS-001	8	3	3
24-CMLCS-002	8	0	1
24-CMLCS-003	3	0	1
24-CMLCS-004	3	0	1
24-CMLCS-005	3	0	1
24-CMLCS-006	3	0	1
24-CMLCS-007	3	0	1
24-CMLCS-008	8	0	1
24-CMLCS-009	8	0	1
24-CMLCS-010	3	0	1
24-CMLCS-011	3	0	1
24-CMLCS-012	3	0	1
24-CMLCS-013	3	0	1
24-CMLCS-014	3	0	1
24-CMLCS-015	3	0	1
24-CMLCS-016	3	0	1
24-CMLCS-017	3	0	1
24-CMLCS-018	3	0	1
24-CMLCS-019	3	0	1
24-CMLCS-020	3	0	1
24-CMLCS-021	3	0	1
24-CMLCS-022	3	0	1
24-CMLCS-023	3	0	1
24-CMLCS-024	3	0	1
24-CMLCS-025	3	0	1
24-CMLCS-026	3	0	1
24-CMLCS-027	3	0	1
24-CMLCS-028	3	0	1
24-CMLCS-029	3	0	1
24-CMLCS-030	3	0	1
24-CMLCS-031	3	0	1
24-CMLCS-032	3	0	1
24-CMLCS-033	3	0	1
24-CMLCS-034	3	0	1
24-CMLCS-035	3	0	1
24-CMLCS-036	3	0	1
24-CMLCS-037	3	0	1
24-CMLCS-038	3	0	1
24-CMLCS-039	3	0	1
24-CMLCS-040	3	0	1
24-CMLCS-041	3	0	1
24-CMLCS-042	3	0	1
24-CMLCS-043	3	0	1
24-CMLCS-044	3	0	1

**Service Connections Score**

T-Main Segment	Sub Type	Service Connections	Score
24-CMLCS-045	8	0	1
24-CMLCS-046	3	1	1
24-CMLCS-047	8	1	1
24-CMLCS-048	3	3	3
24-CMLCS-049	8	3	3
24-CMLCS-050	8	0	1
24-CMLCS-051	8	0	1
24-CMLCS-052	8	0	1
24-CMLCS-053	8	0	1
24-CMLCS-054	8	0	1
24-CMLCS-055	8	0	1
24-DIP-001	3	0	1
24-DIP-002	3	0	1
24-DIP-003	3	0	1
24-DIP-004	3	0	1
24-DIP-005	3	0	1
24-DIP-006	3	0	1
24-DIP-007	3	0	1
24-DIP-008	3	0	1
24-DIP-009	3	1	1
24-DIP-010	3	0	1
24-DIP-011	3	0	1
24-DIP-012	3	0	1
24-DIP-013	3	0	1
24-DIP-014	3	1	1
24-DIP-015	3	0	1
24-DIP-016	3	0	1
24-DIP-017	3	5	5
24-DIP-018	3	0	1
24-DIP-019	3	3	3
24-DIP-020	3	0	1
24-DIP-021	3	2	3
24-DIP-022	3	0	1
24-DIP-023	3	0	1
24-DIP-024	3	0	1
24-DIP-025	3	0	1
24-DIP-026	3	0	1
24-DIP-027	3	2	3
24-DIP-028	3	2	3
24-DIP-029	3	0	1
24-DIP-030	3	0	1
24-DIP-031	3	0	1
24-MLS-001	3	1	1
24-MLS-002	3	0	1

**Service Connections Score**

T-Main Segment	Sub Type	Service Connections	Score
24-MLS-003	3	0	1
30-CMLCS-001	8	0	1
30-CMLCS-002	3	0	1
30-CMLCS-003	3	0	1
30-CMLCS-004	3	0	1
30-CMLCS-005	3	0	1
30-CMLCS-006	3	0	1
30-CMLCS-007	3	0	1
30-CMLCS-008	3	0	1
30-CMLCS-009	3	0	1
30-CMLCS-010	3	0	1
30-CMLCS-011	3	0	1
30-CMLCS-012	3	0	1
30-CMLCS-013	3	0	1
30-CMLCS-014	3	0	1
30-CMLCS-015	3	0	1
30-CMLCS-016	3	0	1
30-CMLCS-017	3	0	1
30-CMLCS-18	3	0	1
30-DIP-001	3	0	1
30-DIP-002	3	0	1
30-DIP-003	3	0	1
30-DIP-004	3	0	1
36-CMLCS-001	8	0	1
36-CMLCS-002	8	0	1
36-CMLCS-003	3	1	1
36-CMLCS-004	3	0	1
36-CMLCS-005	3	0	1
36-CMLCS-006	3	0	1
36-CMLCS-007	3	0	1
36-CMLCS-008	3	0	1
36-CMLCS-009	3	0	1
36-CMLCS-010	3	0	1
36-CMLCS-011	3	0	1
36-CMLCS-012	3	0	1
36-CMLCS-013	3	0	1
36-CMLCS-014	3	0	1
36-CMLCS-015	3	0	1
36-CMLCS-016	3	0	1
36-CMLCS-017	3	0	1
36-CMLCS-018	3	0	1
36-CMLCS-019	3	0	1
36-CMLCS-020	3	0	1
36-CMLCS-021	3	0	1



**Service Connections Score**

T-Main Segment	Sub Type	Service Connections	Score
36-CMLCS-022	3	0	1
36-CMLCS-023	8	0	1
36-CMLCS-024	8	0	1
36-CMLCS-025	8	0	1
36-CMLCS-026	8	0	1
48-CCP-001	3	0	1
48-CCP-002	3	0	1
48-CCP-003	3	0	1
48-CCP-004	3	0	1
48-CCP-005	3	0	1
48-CCP-006	3	0	1
48-CCP-007	3	0	1
48-CCP-008	3	0	1
48-CCP-009	8	0	1
48-CCP-010	3	0	1
48-CCP-011	3	0	1
6-ACP-001	8	4	5
6-ACP-002	8	0	1
6-DIP-001	8	0	1
8-ACP-001	8	0	1
8-ACP-002	8	0	1
8-ACP-003	8	1	1
8-ACP-004	8	0	1
8-ACP-005	8	0	1
8-ACP-006	8	0	1
8-ACP-007	8	0	1
8-ACP-008	8	0	1
8-ACP-009	8	0	1
8-ACP-010	8	0	1
8-ACP-011	8	0	1
8-ACP-012	8	0	1
8-ACP-013	8	0	1
8-ACP-014	8	0	1
8-ACP-015	8	1	1
8-ACP-016	8	0	1
8-CMLCS-001	8	0	1
8-CMLCS-002	8	0	1
8-DIP-001	8	0	1
8-DIP-002	8	0	1
8-DIP-003	8	0	1
8-DIP-004	8	1	1
8-DIP-005	8	0	1
8-DIP-006	8	0	1
8-MLS-001	8	0	1

### Service Connections Score

T-Main Segment	Sub Type	Service Connections	Score
8-MLS-002	8	0	1
8-PVC-001	8	0	1

## **Appendix D – Pipe Diameter**

This page intentionally left blank.

### Pipe Diameter Score

T-Main Segment	Sub Type	Pipe Diameter	Score
10-ACP-001	8	10	1
10-ACP-002	8	10	1
10-ACP-003	8	10	1
10-ACP-004	8	10	1
10-ACP-005	8	10	1
10-ACP-006	8	10	1
10-ACP-007	8	10	1
10-ACP-008	8	10	1
10-ACP-009	8	10	1
10-ACP-010	8	10	1
10-ACP-011	8	10	1
10-ACP-012	8	10	1
10-CIP-001	8	10	1
10-CMLCS-001	8	10	1
10-CMLCS-002	8	10	1
10-DIP-001	8	10	1
10-DIP-002	8	10	1
10-DIP-003	8	10	1
10-DIP-004	8	10	1
10-MLS-001	8	10	1
10-PVC-001	8	10	1
12-ACP-001	8	12	1
12-ACP-002	8	12	1
12-ACP-003	8	12	1
12-ACP-004	8	12	1
12-ACP-005	8	12	1
12-CMLCS-001	8	12	1
12-DIP-001	8	12	1
12-DIP-002	8	12	1
12-DIP-003	8	12	1
12-DIP-004	8	12	1
12-DIP-005	8	12	1
12-DIP-006	8	12	1
12-DIP-007	8	12	1
12-DIP-008	8	12	1
12-DIP-009	8	12	1
12-DIP-010	8	12	1
12-DIP-011	8	12	1
12-DIP-012	8	12	1
12-DIP-013	8	12	1
12-DIP-014	8	12	1
12-DIP-015	8	12	1
12-DIP-016	8	12	1
12-DIP-017	8	12	1
12-MLS-001	8	12	1

### Pipe Diameter Score

T-Main Segment	Sub Type	Pipe Diameter	Score
12-MLS-002	8	12	1
12-PVC-001	8	12	1
12-PVC-002	8	12	1
12-PVC-003	8	12	1
12-PVC-004	8	12	1
12-PVC-005	8	12	1
14-DIP-001	8	14	1
14-DIP-002	8	14	1
14-DIP-003	8	14	1
14-DIP-004	8	14	1
14-DIP-005	8	14	1
16-ACP-001	3	16	1
16-ACP-002	3	16	1
16-ACP-003	3	16	1
16-ACP-004	3	16	1
16-ACP-005	3	16	1
16-ACP-006	3	16	1
16-ACP-007	3	16	1
16-CIP-001	3	16	1
16-CMLCS-001	8	16	1
16-CMLCS-002	8	16	1
16-CMLCS-003	8	16	1
16-CMLCS-004	8	16	1
16-CMLCS-005	8	16	1
16-CMLCS-006	8	16	1
16-CMLCS-007	8	16	1
16-CMLCS-008	3	16	1
16-CMLCS-009	8	16	1
16-CMLCS-010	8	16	1
16-CMLCS-011	8	16	1
16-CMLCS-012	8	16	1
16-CMLCS-013	8	16	1
16-CMLCS-014	8	16	1
16-CMLCS-015	8	16	1
16-CMLCS-016	3	16	1
16-CMLCS-017	3	16	1
16-CMLCS-018	3	16	1
16-CMLCS-019	3	16	1
16-CMLCS-020	3	16	1
16-CMLCS-021	3	16	1
16-CMLCS-022	3	16	1
16-CMLCS-023	3	16	1
16-CMLCS-024	3	16	1
16-CMLCS-025	3	16	1
16-CMLCS-026	3	16	1

### Pipe Diameter Score

T-Main Segment	Sub Type	Pipe Diameter	Score
16-CMLCS-027	3	16	1
16-DIP-001	3	16	1
16-DIP-002	3	16	1
16-DIP-003	3	16	1
16-DIP-004	3	16	1
16-DIP-005	3	16	1
16-DIP-006	3	16	1
16-DIP-007	3	16	1
16-DIP-008	3	16	1
16-DIP-009	3	16	1
16-DIP-010	3	16	1
16-DIP-011	3	16	1
16-DIP-012	3	16	1
16-DIP-013	3	16	1
16-DIP-014	3	16	1
16-DIP-015	3	16	1
16-DIP-016	3	16	1
16-DIP-017	3	16	1
16-DIP-018	3	16	1
16-DIP-019	3	16	1
16-DIP-020	3	16	1
16-DIP-021	3	16	1
16-DIP-022	3	16	1
16-DIP-023	3	16	1
16-DIP-024	3	16	1
16-DIP-025	3	16	1
16-DIP-026	3	16	1
16-DIP-027	3	16	1
16-DIP-028	3	16	1
16-DIP-029	3	16	1
16-DIP-030	3	16	1
16-DIP-031	3	16	1
16-DIP-032	3	16	1
16-DIP-033	3	16	1
16-DIP-034	3	16	1
16-DIP-035	3	16	1
16-DIP-036	3	16	1
16-DIP-037	3	16	1
16-DIP-038	3	16	1
16-DIP-039	3	16	1
16-DIP-040	3	16	1
16-DIP-041	3	16	1
16-DIP-042	3	16	1
16-DIP-043	3	16	1
16-DIP-044	3	16	1

### Pipe Diameter Score

T-Main Segment	Sub Type	Pipe Diameter	Score
16-DIP-045	3	16	1
16-DIP-046	3	16	1
16-DIP-047	3	16	1
16-DIP-048	3	16	1
16-DIP-049	3	16	1
16-DIP-050	3	16	1
16-DIP-051	3	16	1
16-DIP-052	3	16	1
16-DIP-053	3	16	1
16-DIP-054	3	16	1
16-DIP-055	3	16	1
16-DIP-056	3	16	1
16-DIP-057	3	16	1
16-DIP-058	3	16	1
16-DIP-059	3	16	1
16-DIP-060	3	16	1
16-DIP-061	3	16	1
16-DIP-062	3	16	1
16-DIP-064	3	16	1
16-DIP-065	3	16	1
16-DIP-066	3	16	1
16-DIP-067	3	16	1
16-DIP-068	3	16	1
16-DIP-069	3	16	1
16-DIP-070	3	16	1
16-DIP-071	3	16	1
16-DIP-072	3	16	1
16-DIP-073	3	16	1
16-DIP-074	3	16	1
16-DIP-075	3	16	1
16-DIP-076	3	16	1
16-DIP-077	3	16	1
16-DIP-078	3	16	1
16-DIP-079	3	16	1
16-DIP-080	3	16	1
16-DIP-081	3	16	1
16-DIP-082	3	16	1
16-DIP-083	3	16	1
16-DIP-084	3	16	1
16-DIP-085	3	16	1
16-DIP-086	3	16	1
16-DIP-087	3	16	1
16-DIP-088	3	16	1
16-DIP-089	3	16	1
16-DIP-090	3	16	1



### Pipe Diameter Score

T-Main Segment	Sub Type	Pipe Diameter	Score
16-DIP-091	3	16	1
16-DIP-092	3	16	1
16-DIP-093	3	16	1
16-DIP-094	3	16	1
16-DIP-095	3	16	1
16-DIP-096	3	16	1
16-DIP-097	3	16	1
16-DIP-098	3	16	1
16-DIP-099	3	16	1
16-DIP-100	3	16	1
16-DIP-101	3	16	1
16-DIP-103	3	16	1
16-DIP-104	3	16	1
16-DIP-105	3	16	1
16-DIP-106	3	16	1
16-DIP-107	3	16	1
16-DIP-108	3	16	1
16-DIP-109	3	16	1
16-DIP-110	3	16	1
16-DIP-111	3	16	1
16-DIP-112	3	16	1
16-DIP-113	3	16	1
16-DIP-114	3	16	1
16-DIP-115	3	16	1
16-DIP-116	3	16	1
16-DIP-117	3	16	1
16-DIP-118	3	16	1
16-DIP-119	3	16	1
16-DIP-120	3	16	1
16-DIP-121	3	16	1
16-DIP-122	3	16	1
16-DIP-123	3	16	1
16-DIP-124	3	16	1
16-DIP-125	3	16	1
16-DIP-126	3	16	1
16-DIP-127	3	16	1
16-DIP-128	8	16	1
16-DIP-129	3	16	1
16-DIP-130	3	16	1
16-DIP-131	3	16	1
16-DIP-132	3	16	1
16-DIP-133	3	16	1
16-DIP-134	3	16	1
16-DIP-135	3	16	1
16-DIP-136	3	16	1

### Pipe Diameter Score

T-Main Segment	Sub Type	Pipe Diameter	Score
16-DIP-137	3	16	1
16-DIP-138	3	16	1
16-DIP-139	3	16	1
16-DIP-140	3	16	1
16-DIP-141	3	16	1
16-DIP-142	3	16	1
16-DIP-143	3	16	1
16-DIP-144	3	16	1
16-DIP-145	3	16	1
16-DIP-146	3	16	1
16-DIP-147	3	16	1
16-DIP-148	3	16	1
16-DIP-149	3	16	1
16-DIP-150	3	16	1
16-DIP-151	3	16	1
16-DIP-152	3	16	1
16-DIP-153	8	16	1
16-DIP-154	3	16	1
16-DIP-155	3	16	1
16-DIP-156	3	16	1
16-DIP-157	3	16	1
16-DIP-158	3	16	1
16-DIP-159	3	16	1
16-DIP-160	3	16	1
16-DIP-161	3	16	1
16-DIP-162	3	16	1
16-DIP-163	3	16	1
16-DIP-164	3	16	1
16-DIP-165	3	16	1
16-DIP-166	3	16	1
16-DIP-167	3	16	1
16-DIP-168	3	16	1
16-MLS-001	3	16	1
16-MLS-002	3	16	1
16-MLS-003	3	16	1
16-MLS-004	3	16	1
16-MLS-005	3	16	1
16-MLS-006	3	16	1
16-MLS-007	3	16	1
16-MLS-008	3	16	1
16-MLS-009	3	16	1
16-PVC-001	3	16	1
16-PVC-002	8	16	1
16-PVC-003	3	16	1
16-PVC-004	3	16	1

### Pipe Diameter Score

T-Main Segment	Sub Type	Pipe Diameter	Score
16-PVC-005	3	16	1
16-PVC-006	8	16	1
16-PVC-007	3	16	1
16-PVC-008	8	16	1
16-PVC-009	8	16	1
16-PVC-010	3	16	1
16-PVC-011	3	16	1
16-PVC-012	3	16	1
16-PVC-013	3	16	1
16-PVC-014	3	16	1
18-CMLCS-001	8	18	2
18-CMLCS-002	3	18	2
18-CMLCS-003	3	18	2
18-CMLCS-004	3	18	2
18-CMLCS-005	8	18	2
18-CMLCS-006	8	18	2
18-CMLCS-007	3	18	2
18-CMLCS-008	8	18	2
18-DIP-001	3	18	2
18-DIP-002	3	18	2
18-MLS-001	3	18	2
18-MLS-002	3	18	2
18-MLS-003	3	18	2
18-MLS-004	3	18	2
18-MLS-005	3	18	2
18-MLS-006	3	18	2
18-MLS-007	3	18	2
18-MLS-008	3	18	2
20-DIP-001	8	20	2
20-DIP-002	3	20	2
20-DIP-003	3	20	2
20-DIP-004	3	20	2
20-DIP-005	3	20	2
20-DIP-006	3	20	2
20-DIP-007	3	20	2
20-DIP-008	3	20	2
20-DIP-009	3	20	2
20-MLS-001	3	20	2
24-CMLCS-001	8	24	3
24-CMLCS-002	8	24	3
24-CMLCS-003	3	24	3
24-CMLCS-004	3	24	3
24-CMLCS-005	3	24	3
24-CMLCS-006	3	24	3
24-CMLCS-007	3	24	3

### Pipe Diameter Score

T-Main Segment	Sub Type	Pipe Diameter	Score
24-CMLCS-008	8	24	3
24-CMLCS-009	8	24	3
24-CMLCS-010	3	24	3
24-CMLCS-011	3	24	3
24-CMLCS-012	3	24	3
24-CMLCS-013	3	24	3
24-CMLCS-014	3	24	3
24-CMLCS-015	3	24	3
24-CMLCS-016	3	24	3
24-CMLCS-017	3	24	3
24-CMLCS-018	3	24	3
24-CMLCS-019	3	24	3
24-CMLCS-020	3	24	3
24-CMLCS-021	3	24	3
24-CMLCS-022	3	24	3
24-CMLCS-023	3	24	3
24-CMLCS-024	3	24	3
24-CMLCS-025	3	24	3
24-CMLCS-026	3	24	3
24-CMLCS-027	3	24	3
24-CMLCS-028	3	24	3
24-CMLCS-029	3	24	3
24-CMLCS-030	3	24	3
24-CMLCS-031	3	24	3
24-CMLCS-032	3	24	3
24-CMLCS-033	3	24	3
24-CMLCS-034	3	24	3
24-CMLCS-035	3	24	3
24-CMLCS-036	3	24	3
24-CMLCS-037	3	24	3
24-CMLCS-038	3	24	3
24-CMLCS-039	3	24	3
24-CMLCS-040	3	24	3
24-CMLCS-041	3	24	3
24-CMLCS-042	3	24	3
24-CMLCS-043	3	24	3
24-CMLCS-044	3	24	3
24-CMLCS-045	8	24	3
24-CMLCS-046	3	24	3
24-CMLCS-047	8	24	3
24-CMLCS-048	3	24	3
24-CMLCS-049	8	24	3
24-CMLCS-050	8	24	3
24-CMLCS-051	8	24	3
24-CMLCS-052	8	24	3

### Pipe Diameter Score

T-Main Segment	Sub Type	Pipe Diameter	Score
24-CMLCS-053	8	24	3
24-CMLCS-054	8	24	3
24-CMLCS-055	8	24	3
24-DIP-001	3	24	3
24-DIP-002	3	24	3
24-DIP-003	3	24	3
24-DIP-004	3	24	3
24-DIP-005	3	24	3
24-DIP-006	3	24	3
24-DIP-007	3	24	3
24-DIP-008	3	24	3
24-DIP-009	3	24	3
24-DIP-010	3	24	3
24-DIP-011	3	24	3
24-DIP-012	3	24	3
24-DIP-013	3	24	3
24-DIP-014	3	24	3
24-DIP-015	3	24	3
24-DIP-016	3	24	3
24-DIP-017	3	24	3
24-DIP-018	3	24	3
24-DIP-019	3	24	3
24-DIP-020	3	24	3
24-DIP-021	3	24	3
24-DIP-022	3	24	3
24-DIP-023	3	24	3
24-DIP-024	3	24	3
24-DIP-025	3	24	3
24-DIP-026	3	24	3
24-DIP-027	3	24	3
24-DIP-028	3	24	3
24-DIP-029	3	24	3
24-DIP-030	3	24	3
24-DIP-031	3	24	3
24-MLS-001	3	24	3
24-MLS-002	3	24	3
24-MLS-003	3	24	3
30-CMLCS-001	8	30	4
30-CMLCS-002	3	30	4
30-CMLCS-003	3	30	4
30-CMLCS-004	3	30	4
30-CMLCS-005	3	30	4
30-CMLCS-006	3	30	4
30-CMLCS-007	3	30	4
30-CMLCS-008	3	30	4

### Pipe Diameter Score

T-Main Segment	Sub Type	Pipe Diameter	Score
30-CMLCS-009	3	30	4
30-CMLCS-010	3	30	4
30-CMLCS-011	3	30	4
30-CMLCS-012	3	30	4
30-CMLCS-013	3	30	4
30-CMLCS-014	3	30	4
30-CMLCS-015	3	30	4
30-CMLCS-016	3	30	4
30-CMLCS-017	3	30	4
30-CMLCS-18	3	30	4
30-DIP-001	3	30	4
30-DIP-002	3	30	4
30-DIP-003	3	30	4
30-DIP-004	3	30	4
36-CMLCS-001	8	36	5
36-CMLCS-002	8	36	5
36-CMLCS-003	3	36	5
36-CMLCS-004	3	36	5
36-CMLCS-005	3	36	5
36-CMLCS-006	3	36	5
36-CMLCS-007	3	36	5
36-CMLCS-008	3	36	5
36-CMLCS-009	3	36	5
36-CMLCS-010	3	36	5
36-CMLCS-011	3	36	5
36-CMLCS-012	3	36	5
36-CMLCS-013	3	36	5
36-CMLCS-014	3	36	5
36-CMLCS-015	3	36	5
36-CMLCS-016	3	36	5
36-CMLCS-017	3	36	5
36-CMLCS-018	3	36	5
36-CMLCS-019	3	36	5
36-CMLCS-020	3	36	5
36-CMLCS-021	3	36	5
36-CMLCS-022	3	36	5
36-CMLCS-023	8	36	5
36-CMLCS-024	8	36	5
36-CMLCS-025	8	36	5
36-CMLCS-026	8	36	5
48-CCP-001	3	48	5
48-CCP-002	3	48	5
48-CCP-003	3	48	5
48-CCP-004	3	48	5
48-CCP-005	3	48	5

### Pipe Diameter Score

T-Main Segment	Sub Type	Pipe Diameter	Score
48-CCP-006	3	48	5
48-CCP-007	3	48	5
48-CCP-008	3	48	5
48-CCP-009	8	48	5
48-CCP-010	3	48	5
48-CCP-011	3	48	5
6-ACP-001	8	6	1
6-ACP-002	8	6	1
6-DIP-001	8	6	1
8-ACP-001	8	8	1
8-ACP-002	8	8	1
8-ACP-003	8	8	1
8-ACP-004	8	8	1
8-ACP-005	8	8	1
8-ACP-006	8	8	1
8-ACP-007	8	8	1
8-ACP-008	8	8	1
8-ACP-009	8	8	1
8-ACP-010	8	8	1
8-ACP-011	8	8	1
8-ACP-012	8	8	1
8-ACP-013	8	8	1
8-ACP-014	8	8	1
8-ACP-015	8	8	1
8-ACP-016	8	8	1
8-CMLCS-001	8	8	1
8-CMLCS-002	8	8	1
8-DIP-001	8	8	1
8-DIP-002	8	8	1
8-DIP-003	8	8	1
8-DIP-004	8	8	1
8-DIP-005	8	8	1
8-DIP-006	8	8	1
8-MLS-001	8	8	1
8-MLS-002	8	8	1
8-PVC-001	8	8	1

This page intentionally left blank.



## **Appendix E – Street Type**

This page intentionally left blank.

### Street Type Score

T-Main Segment	Sub Type	Street Type	Score
10-ACP-001	8	N/A	1
10-ACP-002	8	RESIDENTIAL	2
10-ACP-003	8	COLLECTOR	4
10-ACP-004	8	COLLECTOR	4
10-ACP-005	8	N/A	1
10-ACP-006	8	N/A	1
10-ACP-007	8	RESIDENTIAL	2
10-ACP-008	8	N/A	1
10-ACP-009	8	N/A	1
10-ACP-010	8	N/A	1
10-ACP-011	8	N/A	1
10-ACP-012	8	RESIDENTIAL	2
10-CIP-001	8	ARTERIAL	5
10-CMLCS-001	8	N/A	1
10-CMLCS-002	8	N/A	1
10-DIP-001	8	N/A	1
10-DIP-002	8	RESIDENTIAL	2
10-DIP-003	8	N/A	1
10-DIP-004	8	N/A	1
10-MLS-001	8	COLLECTOR	4
10-PVC-001	8	RESIDENTIAL	2
12-ACP-001	8	RESIDENTIAL	2
12-ACP-002	8	N/A	1
12-ACP-003	8	N/A	1
12-ACP-004	8	RESIDENTIAL	2
12-ACP-005	8	ARTERIAL	5
12-CMLCS-001	8	N/A	1
12-DIP-001	8	N/A	1
12-DIP-002	8	N/A	1
12-DIP-003	8	RESIDENTIAL	2
12-DIP-004	8	COLLECTOR	4
12-DIP-005	8	COLLECTOR	4
12-DIP-006	8	N/A	1
12-DIP-007	8	ARTERIAL	5
12-DIP-008	8	N/A	1
12-DIP-009	8	ARTERIAL	5
12-DIP-010	8	N/A	1
12-DIP-011	8	N/A	1
12-DIP-012	8	N/A	1
12-DIP-013	8	RESIDENTIAL	2
12-DIP-014	8	RESIDENTIAL	2
12-DIP-015	8	N/A	1
12-DIP-016	8	RESIDENTIAL	2
12-DIP-017	8	N/A	1

### Street Type Score

T-Main Segment	Sub Type	Street Type	Score
12-MLS-001	8	RESIDENTIAL	2
12-MLS-002	8	N/A	1
12-PVC-001	8	ARTERIAL	5
12-PVC-002	8	COLLECTOR	4
12-PVC-003	8	N/A	1
12-PVC-004	8	N/A	1
12-PVC-005	8	ARTERIAL	5
14-DIP-001	8	N/A	1
14-DIP-002	8	N/A	1
14-DIP-003	8	N/A	1
14-DIP-004	8	N/A	1
14-DIP-005	8	N/A	1
16-ACP-001	3	ARTERIAL	5
16-ACP-002	3	COLLECTOR	4
16-ACP-003	3	ARTERIAL	5
16-ACP-004	3	RESIDENTIAL	2
16-ACP-005	3	RESIDENTIAL	2
16-ACP-006	3	RESIDENTIAL	2
16-ACP-007	3	N/A	1
16-CIP-001	3	RESIDENTIAL	2
16-CMLCS-001	8	N/A	1
16-CMLCS-002	8	N/A	1
16-CMLCS-003	8	N/A	1
16-CMLCS-004	8	N/A	1
16-CMLCS-005	8	N/A	1
16-CMLCS-006	8	N/A	1
16-CMLCS-007	8	N/A	1
16-CMLCS-008	3	COLLECTOR	4
16-CMLCS-009	8	N/A	1
16-CMLCS-010	8	N/A	1
16-CMLCS-011	8	N/A	1
16-CMLCS-012	8	N/A	1
16-CMLCS-013	8	N/A	1
16-CMLCS-014	8	N/A	1
16-CMLCS-015	8	N/A	1
16-CMLCS-016	3	ARTERIAL	5
16-CMLCS-017	3	ARTERIAL	5
16-CMLCS-018	3	N/A	1
16-CMLCS-019	3	ARTERIAL	5
16-CMLCS-020	3	COLLECTOR	4
16-CMLCS-021	3	COLLECTOR	4
16-CMLCS-022	3	N/A	1
16-CMLCS-023	3	COLLECTOR	4
16-CMLCS-024	3	ARTERIAL	5
16-CMLCS-025	3	RESIDENTIAL	2

### Street Type Score

T-Main Segment	Sub Type	Street Type	Score
16-CMLCS-026	3	ARTERIAL	5
16-CMLCS-027	3	COLLECTOR	4
16-DIP-001	3	N/A	1
16-DIP-002	3	COLLECTOR	4
16-DIP-003	3	COLLECTOR	4
16-DIP-004	3	N/A	4
16-DIP-005	3	COLLECTOR	4
16-DIP-006	3	COLLECTOR	4
16-DIP-007	3	COLLECTOR	4
16-DIP-008	3	ARTERIAL	5
16-DIP-009	3	ARTERIAL	5
16-DIP-010	3	ARTERIAL	5
16-DIP-011	3	ARTERIAL	5
16-DIP-012	3	ARTERIAL	5
16-DIP-013	3	ARTERIAL	5
16-DIP-014	3	RESIDENTIAL	2
16-DIP-015	3	RESIDENTIAL	2
16-DIP-016	3	RESIDENTIAL	2
16-DIP-017	3	ARTERIAL	5
16-DIP-018	3	ARTERIAL	5
16-DIP-019	3	ARTERIAL	5
16-DIP-020	3	ARTERIAL	5
16-DIP-021	3	RESIDENTIAL	2
16-DIP-022	3	ARTERIAL	5
16-DIP-023	3	COLLECTOR	4
16-DIP-024	3	COLLECTOR	4
16-DIP-025	3	COLLECTOR	4
16-DIP-026	3	COLLECTOR	4
16-DIP-027	3	ARTERIAL	5
16-DIP-028	3	ARTERIAL	5
16-DIP-029	3	ARTERIAL	5
16-DIP-030	3	ARTERIAL	5
16-DIP-031	3	ARTERIAL	5
16-DIP-032	3	ARTERIAL	5
16-DIP-033	3	COLLECTOR	4
16-DIP-034	3	COLLECTOR	4
16-DIP-035	3	COLLECTOR	4
16-DIP-036	3	COLLECTOR	4
16-DIP-037	3	COLLECTOR	4
16-DIP-038	3	COLLECTOR	4
16-DIP-039	3	COLLECTOR	4
16-DIP-040	3	COLLECTOR	4
16-DIP-041	3	COLLECTOR	4
16-DIP-042	3	COLLECTOR	4
16-DIP-043	3	COLLECTOR	4

### Street Type Score

T-Main Segment	Sub Type	Street Type	Score
16-DIP-044	3	COLLECTOR	4
16-DIP-045	3	COLLECTOR	4
16-DIP-046	3	RESIDENTIAL	2
16-DIP-047	3	RESIDENTIAL	2
16-DIP-048	3	RESIDENTIAL	2
16-DIP-049	3	RESIDENTIAL	2
16-DIP-050	3	RESIDENTIAL	2
16-DIP-051	3	RESIDENTIAL	2
16-DIP-052	3	COLLECTOR	4
16-DIP-053	3	COLLECTOR	4
16-DIP-054	3	COLLECTOR	4
16-DIP-055	3	COLLECTOR	4
16-DIP-056	3	COLLECTOR	4
16-DIP-057	3	COLLECTOR	4
16-DIP-058	3	COLLECTOR	4
16-DIP-059	3	COLLECTOR	4
16-DIP-060	3	COLLECTOR	4
16-DIP-061	3	N/A	1
16-DIP-062	3	RESIDENTIAL	2
16-DIP-064	3	COLLECTOR	4
16-DIP-065	3	COLLECTOR	4
16-DIP-066	3	COLLECTOR	4
16-DIP-067	3	COLLECTOR	4
16-DIP-068	3	COLLECTOR	4
16-DIP-069	3	COLLECTOR	4
16-DIP-070	3	COLLECTOR	4
16-DIP-071	3	COLLECTOR	4
16-DIP-072	3	COLLECTOR	4
16-DIP-073	3	COLLECTOR	4
16-DIP-074	3	COLLECTOR	4
16-DIP-075	3	ARTERIAL	5
16-DIP-076	3	ARTERIAL	5
16-DIP-077	3	ARTERIAL	5
16-DIP-078	3	ARTERIAL	5
16-DIP-079	3	ARTERIAL	5
16-DIP-080	3	ARTERIAL	5
16-DIP-081	3	ARTERIAL	5
16-DIP-082	3	ARTERIAL	5
16-DIP-083	3	ARTERIAL	5
16-DIP-084	3	COLLECTOR	4
16-DIP-085	3	COLLECTOR	4
16-DIP-086	3	N/A	1
16-DIP-087	3	ARTERIAL	5
16-DIP-088	3	N/A	1
16-DIP-089	3	ARTERIAL	5

### Street Type Score

T-Main Segment	Sub Type	Street Type	Score
16-DIP-090	3	ARTERIAL	5
16-DIP-091	3	COLLECTOR	4
16-DIP-092	3	ARTERIAL	5
16-DIP-093	3	ARTERIAL	5
16-DIP-094	3	ARTERIAL	5
16-DIP-095	3	ARTERIAL	5
16-DIP-096	3	ARTERIAL	5
16-DIP-097	3	ARTERIAL	5
16-DIP-098	3	ARTERIAL	5
16-DIP-099	3	ARTERIAL	5
16-DIP-100	3	ARTERIAL	5
16-DIP-101	3	N/A	1
16-DIP-103	3	ARTERIAL	5
16-DIP-104	3	ARTERIAL	5
16-DIP-105	3	ARTERIAL	5
16-DIP-106	3	ARTERIAL	5
16-DIP-107	3	ARTERIAL	5
16-DIP-108	3	RESIDENTIAL	2
16-DIP-109	3	RESIDENTIAL	2
16-DIP-110	3	RESIDENTIAL	2
16-DIP-111	3	RESIDENTIAL	2
16-DIP-112	3	RESIDENTIAL	2
16-DIP-113	3	RESIDENTIAL	2
16-DIP-114	3	RESIDENTIAL	2
16-DIP-115	3	RESIDENTIAL	2
16-DIP-116	3	RESIDENTIAL	2
16-DIP-117	3	RESIDENTIAL	2
16-DIP-118	3	ARTERIAL	5
16-DIP-119	3	RESIDENTIAL	2
16-DIP-120	3	RESIDENTIAL	2
16-DIP-121	3	RESIDENTIAL	2
16-DIP-122	3	RESIDENTIAL	2
16-DIP-123	3	ARTERIAL	5
16-DIP-124	3	ARTERIAL	5
16-DIP-125	3	COLLECTOR	4
16-DIP-126	3	N/A	1
16-DIP-127	3	COLLECTOR	4
16-DIP-128	8	N/A	1
16-DIP-129	3	ARTERIAL	5
16-DIP-130	3	N/A	1
16-DIP-131	3	COLLECTOR	4
16-DIP-132	3	COLLECTOR	4
16-DIP-133	3	COLLECTOR	4
16-DIP-134	3	COLLECTOR	4
16-DIP-135	3	COLLECTOR	4

### Street Type Score

T-Main Segment	Sub Type	Street Type	Score
16-DIP-136	3	COLLECTOR	4
16-DIP-137	3	COLLECTOR	4
16-DIP-138	3	COLLECTOR	4
16-DIP-139	3	COLLECTOR	4
16-DIP-140	3	COLLECTOR	4
16-DIP-141	3	COLLECTOR	4
16-DIP-142	3	COLLECTOR	4
16-DIP-143	3	ARTERIAL	5
16-DIP-144	3	ARTERIAL	5
16-DIP-145	3	ARTERIAL	5
16-DIP-146	3	ARTERIAL	5
16-DIP-147	3	ARTERIAL	5
16-DIP-148	3	ARTERIAL	5
16-DIP-149	3	ARTERIAL	5
16-DIP-150	3	ARTERIAL	5
16-DIP-151	3	RESIDENTIAL	2
16-DIP-152	3	ARTERIAL	5
16-DIP-153	8	N/A	1
16-DIP-154	3	N/A	1
16-DIP-155	3	N/A	1
16-DIP-156	3	N/A	1
16-DIP-157	3	N/A	1
16-DIP-158	3	N/A	1
16-DIP-159	3	RESIDENTIAL	2
16-DIP-160	3	RESIDENTIAL	2
16-DIP-161	3	RESIDENTIAL	2
16-DIP-162	3	RESIDENTIAL	2
16-DIP-163	3	ARTERIAL	5
16-DIP-164	3	RESIDENTIAL	2
16-DIP-165	3	RESIDENTIAL	2
16-DIP-166	3	ARTERIAL	5
16-DIP-167	3	ARTERIAL	5
16-DIP-168	3	ARTERIAL	5
16-MLS-001	3	N/A	1
16-MLS-002	3	N/A	1
16-MLS-003	3	COLLECTOR	4
16-MLS-004	3	COLLECTOR	4
16-MLS-005	3	RESIDENTIAL	2
16-MLS-006	3	RESIDENTIAL	2
16-MLS-007	3	RESIDENTIAL	2
16-MLS-008	3	ARTERIAL	5
16-MLS-009	3	ARTERIAL	5
16-PVC-001	3	COLLECTOR	4
16-PVC-002	8	COLLECTOR	4
16-PVC-003	3	RESIDENTIAL	2



### Street Type Score

T-Main Segment	Sub Type	Street Type	Score
16-PVC-004	3	RESIDENTIAL	2
16-PVC-005	3	RESIDENTIAL	2
16-PVC-006	8	RESIDENTIAL	2
16-PVC-007	3	RESIDENTIAL	2
16-PVC-008	8	ARTERIAL	5
16-PVC-009	8	COLLECTOR	4
16-PVC-010	3	N/A	1
16-PVC-011	3	N/A	1
16-PVC-012	3	N/A	1
16-PVC-013	3	COLLECTOR	4
16-PVC-014	3	COLLECTOR	4
18-CMLCS-001	8	N/A	1
18-CMLCS-002	3	ARTERIAL	5
18-CMLCS-003	3	ARTERIAL	5
18-CMLCS-004	3	ARTERIAL	5
18-CMLCS-005	8	N/A	1
18-CMLCS-006	8	N/A	1
18-CMLCS-007	3	ARTERIAL	5
18-CMLCS-008	8	N/A	1
18-DIP-001	3	N/A	1
18-DIP-002	3	COLLECTOR	4
18-MLS-001	3	ARTERIAL	5
18-MLS-002	3	ARTERIAL	5
18-MLS-003	3	ARTERIAL	5
18-MLS-004	3	ARTERIAL	5
18-MLS-005	3	ARTERIAL	5
18-MLS-006	3	ARTERIAL	5
18-MLS-007	3	ARTERIAL	5
18-MLS-008	3	ARTERIAL	5
20-DIP-001	8	N/A	1
20-DIP-002	3	COLLECTOR	4
20-DIP-003	3	COLLECTOR	4
20-DIP-004	3	COLLECTOR	4
20-DIP-005	3	COLLECTOR	4
20-DIP-006	3	COLLECTOR	4
20-DIP-007	3	COLLECTOR	4
20-DIP-008	3	ARTERIAL	5
20-DIP-009	3	ARTERIAL	5
20-MLS-001	3	RESIDENTIAL	2
24-CMLCS-001	8	ARTERIAL	5
24-CMLCS-002	8	N/A	1
24-CMLCS-003	3	ARTERIAL	5
24-CMLCS-004	3	COLLECTOR	4
24-CMLCS-005	3	COLLECTOR	4
24-CMLCS-006	3	COLLECTOR	4

### Street Type Score

T-Main Segment	Sub Type	Street Type	Score
24-CMLCS-007	3	RESIDENTIAL	2
24-CMLCS-008	8	N/A	1
24-CMLCS-009	8	N/A	1
24-CMLCS-010	3	RESIDENTIAL	2
24-CMLCS-011	3	RESIDENTIAL	2
24-CMLCS-012	3	COLLECTOR	4
24-CMLCS-013	3	ARTERIAL	5
24-CMLCS-014	3	ARTERIAL	5
24-CMLCS-015	3	RESIDENTIAL	2
24-CMLCS-016	3	ARTERIAL	5
24-CMLCS-017	3	ARTERIAL	5
24-CMLCS-018	3	ARTERIAL	5
24-CMLCS-019	3	COLLECTOR	4
24-CMLCS-020	3	COLLECTOR	4
24-CMLCS-021	3	COLLECTOR	4
24-CMLCS-022	3	COLLECTOR	4
24-CMLCS-023	3	COLLECTOR	4
24-CMLCS-024	3	COLLECTOR	4
24-CMLCS-025	3	COLLECTOR	4
24-CMLCS-026	3	ARTERIAL	5
24-CMLCS-027	3	ARTERIAL	5
24-CMLCS-028	3	ARTERIAL	5
24-CMLCS-029	3	COLLECTOR	4
24-CMLCS-030	3	COLLECTOR	4
24-CMLCS-031	3	COLLECTOR	4
24-CMLCS-032	3	ARTERIAL	5
24-CMLCS-033	3	COLLECTOR	4
24-CMLCS-034	3	COLLECTOR	4
24-CMLCS-035	3	COLLECTOR	4
24-CMLCS-036	3	COLLECTOR	4
24-CMLCS-037	3	COLLECTOR	4
24-CMLCS-038	3	COLLECTOR	4
24-CMLCS-039	3	ARTERIAL	5
24-CMLCS-040	3	ARTERIAL	5
24-CMLCS-041	3	ARTERIAL	5
24-CMLCS-042	3	ARTERIAL	5
24-CMLCS-043	3	ARTERIAL	5
24-CMLCS-044	3	ARTERIAL	5
24-CMLCS-045	8	N/A	1
24-CMLCS-046	3	N/A	1
24-CMLCS-047	8	N/A	1
24-CMLCS-048	3	ARTERIAL	5
24-CMLCS-049	8	ARTERIAL	5
24-CMLCS-050	8	ARTERIAL	5
24-CMLCS-051	8	COLLECTOR	4

### Street Type Score

T-Main Segment	Sub Type	Street Type	Score
24-CMLCS-052	8	COLLECTOR	4
24-CMLCS-053	8	COLLECTOR	4
24-CMLCS-054	8	COLLECTOR	4
24-CMLCS-055	8	RESIDENTIAL	2
24-DIP-001	3	N/A	1
24-DIP-002	3	N/A	1
24-DIP-003	3	N/A	1
24-DIP-004	3	COLLECTOR	4
24-DIP-005	3	ARTERIAL	5
24-DIP-006	3	N/A	1
24-DIP-007	3	N/A	1
24-DIP-008	3	COLLECTOR	4
24-DIP-009	3	COLLECTOR	4
24-DIP-010	3	COLLECTOR	4
24-DIP-011	3	COLLECTOR	4
24-DIP-012	3	COLLECTOR	4
24-DIP-013	3	COLLECTOR	4
24-DIP-014	3	COLLECTOR	4
24-DIP-015	3	ARTERIAL	5
24-DIP-016	3	N/A	1
24-DIP-017	3	RESIDENTIAL	2
24-DIP-018	3	RESIDENTIAL	2
24-DIP-019	3	RESIDENTIAL	2
24-DIP-020	3	ARTERIAL	5
24-DIP-021	3	ARTERIAL	5
24-DIP-022	3	ARTERIAL	5
24-DIP-023	3	ARTERIAL	5
24-DIP-024	3	ARTERIAL	5
24-DIP-025	3	ARTERIAL	5
24-DIP-026	3	ARTERIAL	5
24-DIP-027	3	ARTERIAL	5
24-DIP-028	3	ARTERIAL	5
24-DIP-029	3	ARTERIAL	5
24-DIP-030	3	N/A	1
24-DIP-031	3	ARTERIAL	5
24-MLS-001	3	RESIDENTIAL	2
24-MLS-002	3	N/A	1
24-MLS-003	3	N/A	1
30-CMLCS-001	8	ARTERIAL	5
30-CMLCS-002	3	RESIDENTIAL	2
30-CMLCS-003	3	RESIDENTIAL	2
30-CMLCS-004	3	RESIDENTIAL	2
30-CMLCS-005	3	ARTERIAL	5
30-CMLCS-006	3	COLLECTOR	4
30-CMLCS-007	3	COLLECTOR	4

### Street Type Score

T-Main Segment	Sub Type	Street Type	Score
30-CMLCS-008	3	COLLECTOR	4
30-CMLCS-009	3	COLLECTOR	4
30-CMLCS-010	3	COLLECTOR	4
30-CMLCS-011	3	ARTERIAL	5
30-CMLCS-012	3	COLLECTOR	4
30-CMLCS-013	3	COLLECTOR	4
30-CMLCS-014	3	COLLECTOR	4
30-CMLCS-015	3	COLLECTOR	4
30-CMLCS-016	3	COLLECTOR	4
30-CMLCS-017	3	COLLECTOR	4
30-CMLCS-18	3	ARTERIAL	5
30-DIP-001	3	N/A	1
30-DIP-002	3	RESIDENTIAL	2
30-DIP-003	3	RESIDENTIAL	2
30-DIP-004	3	RESIDENTIAL	2
36-CMLCS-001	8	N/A	1
36-CMLCS-002	8	N/A	1
36-CMLCS-003	3	ARTERIAL	5
36-CMLCS-004	3	ARTERIAL	5
36-CMLCS-005	3	ARTERIAL	5
36-CMLCS-006	3	ARTERIAL	5
36-CMLCS-007	3	ARTERIAL	5
36-CMLCS-008	3	ARTERIAL	5
36-CMLCS-009	3	ARTERIAL	5
36-CMLCS-010	3	ARTERIAL	5
36-CMLCS-011	3	ARTERIAL	5
36-CMLCS-012	3	ARTERIAL	5
36-CMLCS-013	3	COLLECTOR	4
36-CMLCS-014	3	COLLECTOR	4
36-CMLCS-015	3	COLLECTOR	4
36-CMLCS-016	3	COLLECTOR	4
36-CMLCS-017	3	RESIDENTIAL	2
36-CMLCS-018	3	COLLECTOR	4
36-CMLCS-019	3	COLLECTOR	4
36-CMLCS-020	3	COLLECTOR	4
36-CMLCS-021	3	N/A	1
36-CMLCS-022	3	N/A	1
36-CMLCS-023	8	N/A	1
36-CMLCS-024	8	N/A	1
36-CMLCS-025	8	N/A	1
36-CMLCS-026	8	N/A	1
48-CCP-001	3	COLLECTOR	4
48-CCP-002	3	ARTERIAL	5
48-CCP-003	3	ARTERIAL	5
48-CCP-004	3	COLLECTOR	4

### Street Type Score

T-Main Segment	Sub Type	Street Type	Score
48-CCP-005	3	N/A	1
48-CCP-006	3	COLLECTOR	4
48-CCP-007	3	COLLECTOR	4
48-CCP-008	3	N/A	1
48-CCP-009	8	ARTERIAL	5
48-CCP-010	3	ARTERIAL	5
48-CCP-011	3	ARTERIAL	5
6-ACP-001	8	N/A	1
6-ACP-002	8	N/A	1
6-DIP-001	8	N/A	1
8-ACP-001	8	N/A	1
8-ACP-002	8	COLLECTOR	4
8-ACP-003	8	N/A	1
8-ACP-004	8	N/A	1
8-ACP-005	8	N/A	1
8-ACP-006	8	N/A	1
8-ACP-007	8	N/A	1
8-ACP-008	8	N/A	1
8-ACP-009	8	N/A	1
8-ACP-010	8	N/A	1
8-ACP-011	8	N/A	1
8-ACP-012	8	N/A	1
8-ACP-013	8	N/A	1
8-ACP-014	8	RESIDENTIAL	2
8-ACP-015	8	COLLECTOR	4
8-ACP-016	8	N/A	1
8-CMLCS-001	8	N/A	1
8-CMLCS-002	8	N/A	1
8-DIP-001	8	N/A	1
8-DIP-002	8	N/A	1
8-DIP-003	8	N/A	1
8-DIP-004	8	COLLECTOR	4
8-DIP-005	8	N/A	1
8-DIP-006	8	ARTERIAL	5
8-MLS-001	8	N/A	1
8-MLS-002	8	N/A	1
8-PVC-001	8	N/A	1

This page intentionally left blank.

## **Appendix F – Segment Length**

This page intentionally left blank.



### Segment Length Score

T-Main Segment	Sub Type	Length (FT)	Score
10-ACP-001	8	17.6	1
10-ACP-002	8	197.01	1
10-ACP-003	8	116.45	1
10-ACP-004	8	61.58	1
10-ACP-005	8	17.09	1
10-ACP-006	8	41.32	1
10-ACP-007	8	56.34	1
10-ACP-008	8	80.67	1
10-ACP-009	8	291.09	1
10-ACP-010	8	55.24	1
10-ACP-011	8	37.89	1
10-ACP-012	8	202.2	1
10-CIP-001	8	19.29	1
10-CMLCS-001	8	15.82	1
10-CMLCS-002	8	27.71	1
10-DIP-001	8	38.19	1
10-DIP-002	8	94.52	1
10-DIP-003	8	4.82	1
10-DIP-004	8	7.32	1
10-MLS-001	8	169.02	1
10-PVC-001	8	45.2	1
12-ACP-001	8	328.88	1
12-ACP-002	8	50.7	1
12-ACP-003	8	48.55	1
12-ACP-004	8	140.67	1
12-ACP-005	8	311.12	1
12-CMLCS-001	8	39.75	1
12-DIP-001	8	42.39	1
12-DIP-002	8	126.51	1
12-DIP-003	8	78.63	1
12-DIP-004	8	137.96	1
12-DIP-005	8	118.49	1
12-DIP-006	8	32.52	1
12-DIP-007	8	82.5	1
12-DIP-008	8	8.43	1
12-DIP-009	8	207.89	1
12-DIP-010	8	65.07	1
12-DIP-011	8	125.67	1
12-DIP-012	8	101.09	1
12-DIP-013	8	142.74	1
12-DIP-014	8	185.57	1
12-DIP-015	8	239.58	1
12-DIP-016	8	76.85	1
12-DIP-017	8	20.11	1
12-MLS-001	8	43.08	1

### Segment Length Score

T-Main Segment	Sub Type	Length (FT)	Score
12-MLS-002	8	46.72	1
12-PVC-001	8	96.41	1
12-PVC-002	8	111.65	1
12-PVC-003	8	23.97	1
12-PVC-004	8	96.44	1
12-PVC-005	8	170.13	1
14-DIP-001	8	15.03	1
14-DIP-002	8	15.06	1
14-DIP-003	8	15.06	1
14-DIP-004	8	15.03	1
14-DIP-005	8	15.05	1
16-ACP-001	3	1175.51	3
16-ACP-002	3	578.22	3
16-ACP-003	3	190.87	1
16-ACP-004	3	371.92	1
16-ACP-005	3	371.11	1
16-ACP-006	3	478.47	1
16-ACP-007	3	257.99	1
16-CIP-001	3	120.76	1
16-CMLCS-001	8	22.68	1
16-CMLCS-002	8	15.73	1
16-CMLCS-003	8	15.63	1
16-CMLCS-004	8	15.7	1
16-CMLCS-005	8	22.63	1
16-CMLCS-006	8	22.57	1
16-CMLCS-007	8	22.63	1
16-CMLCS-008	3	529.44	3
16-CMLCS-009	8	22.62	1
16-CMLCS-010	8	22.62	1
16-CMLCS-011	8	17.32	1
16-CMLCS-012	8	122.14	1
16-CMLCS-013	8	534.9	3
16-CMLCS-014	8	63.11	1
16-CMLCS-015	8	15.59	1
16-CMLCS-016	3	16.59	1
16-CMLCS-017	3	17.1	1
16-CMLCS-018	3	6.35	1
16-CMLCS-019	3	3.81	1
16-CMLCS-020	3	11.41	1
16-CMLCS-021	3	935.31	3
16-CMLCS-022	3	49.7	1
16-CMLCS-023	3	130.28	1
16-CMLCS-024	3	613.05	3
16-CMLCS-025	3	265.94	1
16-CMLCS-026	3	41.29	1

### Segment Length Score

T-Main Segment	Sub Type	Length (FT)	Score
16-CMLCS-027	3	5	1
16-DIP-001	3	17.56	1
16-DIP-002	3	656.32	3
16-DIP-003	3	1092.85	3
16-DIP-004	3	444.48	1
16-DIP-005	3	522.58	3
16-DIP-006	3	196.87	1
16-DIP-007	3	439.81	1
16-DIP-008	3	779.86	3
16-DIP-009	3	403.67	1
16-DIP-010	3	65.21	1
16-DIP-011	3	450.43	1
16-DIP-012	3	129.4	1
16-DIP-013	3	610.56	3
16-DIP-014	3	486.78	1
16-DIP-015	3	372.52	1
16-DIP-016	3	136.27	1
16-DIP-017	3	592.59	3
16-DIP-018	3	140.25	1
16-DIP-019	3	323.22	1
16-DIP-020	3	352.09	1
16-DIP-021	3	882.67	3
16-DIP-022	3	102.26	1
16-DIP-023	3	195.74	1
16-DIP-024	3	265.9	1
16-DIP-025	3	225.6	1
16-DIP-026	3	595.25	3
16-DIP-027	3	150.85	1
16-DIP-028	3	585.4	3
16-DIP-029	3	523.89	3
16-DIP-030	3	228.83	1
16-DIP-031	3	416.36	1
16-DIP-032	3	178.59	1
16-DIP-033	3	631.34	3
16-DIP-034	3	431.71	1
16-DIP-035	3	829.5	3
16-DIP-036	3	603.23	3
16-DIP-037	3	1230.31	3
16-DIP-038	3	251.52	1
16-DIP-039	3	1243.75	3
16-DIP-040	3	981.66	3
16-DIP-041	3	868.49	3
16-DIP-042	3	743.21	3
16-DIP-043	3	154.22	1
16-DIP-044	3	567.99	3

### Segment Length Score

T-Main Segment	Sub Type	Length (FT)	Score
16-DIP-045	3	528.51	3
16-DIP-046	3	149.64	1
16-DIP-047	3	247.14	1
16-DIP-048	3	167.9	1
16-DIP-049	3	280.52	1
16-DIP-050	3	386.52	1
16-DIP-051	3	395.28	1
16-DIP-052	3	230.75	1
16-DIP-053	3	243.69	1
16-DIP-054	3	127.03	1
16-DIP-055	3	274.25	1
16-DIP-056	3	167.59	1
16-DIP-057	3	101.93	1
16-DIP-058	3	187.84	1
16-DIP-059	3	147.68	1
16-DIP-060	3	351.6	1
16-DIP-061	3	64.54	1
16-DIP-062	3	140.3	1
16-DIP-064	3	334.51	1
16-DIP-065	3	351.06	1
16-DIP-066	3	383.44	1
16-DIP-067	3	279.2	1
16-DIP-068	3	676.44	3
16-DIP-069	3	469.88	1
16-DIP-070	3	191.34	1
16-DIP-071	3	373.36	1
16-DIP-072	3	250.59	1
16-DIP-073	3	338.85	1
16-DIP-074	3	481.87	1
16-DIP-075	3	170.37	1
16-DIP-076	3	132.54	1
16-DIP-077	3	278.46	1
16-DIP-078	3	624.17	3
16-DIP-079	3	208.2	1
16-DIP-080	3	243.43	1
16-DIP-081	3	101.43	1
16-DIP-082	3	443.9	1
16-DIP-083	3	567.39	3
16-DIP-084	3	424.57	1
16-DIP-085	3	462.23	1
16-DIP-086	3	666.48	3
16-DIP-087	3	162.32	1
16-DIP-088	3	95.56	1
16-DIP-089	3	152.89	1
16-DIP-090	3	1191.6	3

### Segment Length Score

T-Main Segment	Sub Type	Length (FT)	Score
16-DIP-091	3	959.55	3
16-DIP-092	3	479.95	1
16-DIP-093	3	569.37	3
16-DIP-094	3	621.35	3
16-DIP-095	3	665.19	3
16-DIP-096	3	593.9	3
16-DIP-097	3	219.46	1
16-DIP-098	3	560.6	3
16-DIP-099	3	618.87	3
16-DIP-100	3	333.92	1
16-DIP-101	3	749.28	3
16-DIP-103	3	116.02	1
16-DIP-104	3	627.81	3
16-DIP-105	3	684.87	3
16-DIP-106	3	932.83	3
16-DIP-107	3	1090.47	3
16-DIP-108	3	440.02	1
16-DIP-109	3	303.79	1
16-DIP-110	3	154.2	1
16-DIP-111	3	821.69	3
16-DIP-112	3	519.84	3
16-DIP-113	3	712.48	3
16-DIP-114	3	665.84	3
16-DIP-115	3	94.25	1
16-DIP-116	3	583.18	3
16-DIP-117	3	558.63	3
16-DIP-118	3	230.62	1
16-DIP-119	3	272.48	1
16-DIP-120	3	175.97	1
16-DIP-121	3	379.19	1
16-DIP-122	3	186.9	1
16-DIP-123	3	485.3	1
16-DIP-124	3	482.67	1
16-DIP-125	3	84.02	1
16-DIP-126	3	382.91	1
16-DIP-127	3	22.62	1
16-DIP-128	8	23.6	1
16-DIP-129	3	8.78	1
16-DIP-130	3	35.92	1
16-DIP-131	3	333.16	1
16-DIP-132	3	798.16	3
16-DIP-133	3	453.88	1
16-DIP-134	3	502.49	3
16-DIP-135	3	1088.88	3
16-DIP-136	3	491.73	1

### Segment Length Score

T-Main Segment	Sub Type	Length (FT)	Score
16-DIP-137	3	506.98	3
16-DIP-138	3	127.23	1
16-DIP-139	3	417.29	1
16-DIP-140	3	324.96	1
16-DIP-141	3	523.74	3
16-DIP-142	3	513.54	3
16-DIP-143	3	99.19	1
16-DIP-144	3	286.43	1
16-DIP-145	3	229.14	1
16-DIP-146	3	697.92	3
16-DIP-147	3	800.49	3
16-DIP-148	3	268.91	1
16-DIP-149	3	319.44	1
16-DIP-150	3	280.51	1
16-DIP-151	3	330.41	1
16-DIP-152	3	256.44	1
16-DIP-153	8	30.03	1
16-DIP-154	3	334.71	1
16-DIP-155	3	330	1
16-DIP-156	3	315.46	1
16-DIP-157	3	952.79	3
16-DIP-158	3	341.96	1
16-DIP-159	3	322.89	1
16-DIP-160	3	289.73	1
16-DIP-161	3	299.95	1
16-DIP-162	3	312.08	1
16-DIP-163	3	202.84	1
16-DIP-164	3	368.03	1
16-DIP-165	3	63.84	1
16-DIP-166	3	40.65	1
16-DIP-167	3	85.04	1
16-DIP-168	3	20.42	1
16-MLS-001	3	249.6	1
16-MLS-002	3	496.36	1
16-MLS-003	3	530.56	3
16-MLS-004	3	100.85	1
16-MLS-005	3	1178.99	3
16-MLS-006	3	573.94	3
16-MLS-007	3	399.37	1
16-MLS-008	3	932.95	3
16-MLS-009	3	1366.58	3
16-PVC-001	3	76.25	1
16-PVC-002	8	273.2	1
16-PVC-003	3	337.33	1
16-PVC-004	3	300.47	1

### Segment Length Score

T-Main Segment	Sub Type	Length (FT)	Score
16-PVC-005	3	249.96	1
16-PVC-006	8	729.08	3
16-PVC-007	3	475.43	1
16-PVC-008	8	347.02	1
16-PVC-009	8	228.68	1
16-PVC-010	3	23.35	1
16-PVC-011	3	57.44	1
16-PVC-012	3	9.14	1
16-PVC-013	3	48.24	1
16-PVC-014	3	97.36	1
18-CMLCS-001	8	228.46	1
18-CMLCS-002	3	11.97	1
18-CMLCS-003	3	4210.65	5
18-CMLCS-004	3	1195.15	3
18-CMLCS-005	8	15.12	1
18-CMLCS-006	8	3.34	1
18-CMLCS-007	3	11.32	1
18-CMLCS-008	8	12.24	1
18-DIP-001	3	32.55	1
18-DIP-002	3	69.92	1
18-MLS-001	3	669.81	3
18-MLS-002	3	747.11	3
18-MLS-003	3	832.85	3
18-MLS-004	3	843.97	3
18-MLS-005	3	168.48	1
18-MLS-006	3	947.23	3
18-MLS-007	3	504.81	3
18-MLS-008	3	689.43	3
20-DIP-001	8	56.4	1
20-DIP-002	3	526.22	3
20-DIP-003	3	518.74	3
20-DIP-004	3	466.07	1
20-DIP-005	3	415.47	1
20-DIP-006	3	703.08	3
20-DIP-007	3	60.26	1
20-DIP-008	3	74.18	1
20-DIP-009	3	308.27	1
20-MLS-001	3	661.55	3
24-CMLCS-001	8	398.96	1
24-CMLCS-002	8	929.6	3
24-CMLCS-003	3	300.18	1
24-CMLCS-004	3	2506.38	5
24-CMLCS-005	3	3734.21	5
24-CMLCS-006	3	3967.68	5
24-CMLCS-007	3	704.52	3

### Segment Length Score

T-Main Segment	Sub Type	Length (FT)	Score
24-CMLCS-008	8	21.27	1
24-CMLCS-009	8	32.36	1
24-CMLCS-010	3	1272.22	3
24-CMLCS-011	3	3398.89	5
24-CMLCS-012	3	360.54	1
24-CMLCS-013	3	1593.15	3
24-CMLCS-014	3	135.03	1
24-CMLCS-015	3	374.4	1
24-CMLCS-016	3	12.64	1
24-CMLCS-017	3	995.06	3
24-CMLCS-018	3	2981.42	5
24-CMLCS-019	3	2732.08	5
24-CMLCS-020	3	1635.25	3
24-CMLCS-021	3	2339.89	5
24-CMLCS-022	3	3452.17	5
24-CMLCS-023	3	2925.45	5
24-CMLCS-024	3	2349.52	5
24-CMLCS-025	3	2562.5	5
24-CMLCS-026	3	1307.94	3
24-CMLCS-027	3	1142.59	3
24-CMLCS-028	3	202.55	1
24-CMLCS-029	3	2411.51	5
24-CMLCS-030	3	4206.83	5
24-CMLCS-031	3	976.2	3
24-CMLCS-032	3	824.3	3
24-CMLCS-033	3	5350.67	5
24-CMLCS-034	3	2846.56	5
24-CMLCS-035	3	181.32	1
24-CMLCS-036	3	2786.72	5
24-CMLCS-037	3	2402.98	5
24-CMLCS-038	3	2606.71	5
24-CMLCS-039	3	302.07	1
24-CMLCS-040	3	2235.64	5
24-CMLCS-041	3	352.67	1
24-CMLCS-042	3	1285.2	3
24-CMLCS-043	3	2933.65	5
24-CMLCS-044	3	2921.84	5
24-CMLCS-045	8	1039.97	3
24-CMLCS-046	3	894.36	3
24-CMLCS-047	8	25.73	1
24-CMLCS-048	3	8.55	1
24-CMLCS-049	8	95.58	1
24-CMLCS-050	8	453.91	1
24-CMLCS-051	8	154.88	1
24-CMLCS-052	8	7.37	1



### Segment Length Score

T-Main Segment	Sub Type	Length (FT)	Score
24-CMLCS-053	8	50.42	1
24-CMLCS-054	8	127.77	1
24-CMLCS-055	8	49.69	1
24-DIP-001	3	32.54	1
24-DIP-002	3	32.53	1
24-DIP-003	3	26.94	1
24-DIP-004	3	59.56	1
24-DIP-005	3	64.43	1
24-DIP-006	3	35.94	1
24-DIP-007	3	35.93	1
24-DIP-008	3	107.21	1
24-DIP-009	3	518.56	3
24-DIP-010	3	1751.61	3
24-DIP-011	3	272.49	1
24-DIP-012	3	312.06	1
24-DIP-013	3	244.13	1
24-DIP-014	3	611.84	3
24-DIP-015	3	913.13	3
24-DIP-016	3	508.3	3
24-DIP-017	3	518.12	3
24-DIP-018	3	503.03	3
24-DIP-019	3	484.21	1
24-DIP-020	3	80.8	1
24-DIP-021	3	394.06	1
24-DIP-022	3	530.21	3
24-DIP-023	3	350.98	1
24-DIP-024	3	251.98	1
24-DIP-025	3	811.58	3
24-DIP-026	3	910.88	3
24-DIP-027	3	337.55	1
24-DIP-028	3	1382.66	3
24-DIP-029	3	128.64	1
24-DIP-030	3	354.39	1
24-DIP-031	3	223.76	1
24-MLS-001	3	726.97	3
24-MLS-002	3	1221.03	3
24-MLS-003	3	485.42	1
30-CMLCS-001	8	172.94	1
30-CMLCS-002	3	2762.51	5
30-CMLCS-003	3	119.84	1
30-CMLCS-004	3	1098.56	3
30-CMLCS-005	3	105.96	1
30-CMLCS-006	3	4027.93	5
30-CMLCS-007	3	2610.48	5
30-CMLCS-008	3	2723.71	5

### Segment Length Score

T-Main Segment	Sub Type	Length (FT)	Score
30-CMLCS-009	3	2886.12	5
30-CMLCS-010	3	1636.59	3
30-CMLCS-011	3	2132.73	5
30-CMLCS-012	3	2094.2	5
30-CMLCS-013	3	123.41	1
30-CMLCS-014	3	2773.58	5
30-CMLCS-015	3	2739.54	5
30-CMLCS-016	3	2118.09	5
30-CMLCS-017	3	274.37	1
30-CMLCS-18	3	11.97	1
30-DIP-001	3	32.52	1
30-DIP-002	3	4.25	1
30-DIP-003	3	7.41	1
30-DIP-004	3	6.19	1
36-CMLCS-001	8	89.78	1
36-CMLCS-002	8	61.09	1
36-CMLCS-003	3	268.51	1
36-CMLCS-004	3	333.61	1
36-CMLCS-005	3	888.51	3
36-CMLCS-006	3	982.44	3
36-CMLCS-007	3	1678.11	3
36-CMLCS-008	3	2235.02	5
36-CMLCS-009	3	753.51	3
36-CMLCS-010	3	567.44	3
36-CMLCS-011	3	1048.21	3
36-CMLCS-012	3	1469.21	3
36-CMLCS-013	3	744.73	3
36-CMLCS-014	3	1036.72	3
36-CMLCS-015	3	1342.11	3
36-CMLCS-016	3	1629.13	3
36-CMLCS-017	3	998.49	3
36-CMLCS-018	3	480.38	1
36-CMLCS-019	3	824.41	3
36-CMLCS-020	3	1199.38	3
36-CMLCS-021	3	170.44	1
36-CMLCS-022	3	168.92	1
36-CMLCS-023	8	6.84	1
36-CMLCS-024	8	69.07	1
36-CMLCS-025	8	235.59	1
36-CMLCS-026	8	220.59	1
48-CCP-001	3	5069.21	5
48-CCP-002	3	5681.46	5
48-CCP-003	3	8726.28	5
48-CCP-004	3	3485.45	5
48-CCP-005	3	403.27	1

### Segment Length Score

T-Main Segment	Sub Type	Length (FT)	Score
48-CCP-006	3	798.37	3
48-CCP-007	3	5706.74	5
48-CCP-008	3	80.66	1
48-CCP-009	8	212.4	1
48-CCP-010	3	4791.67	5
48-CCP-011	3	5146.46	5
6-ACP-001	8	255.64	1
6-ACP-002	8	143.92	1
6-DIP-001	8	10.32	1
8-ACP-001	8	35.91	1
8-ACP-002	8	264.2	1
8-ACP-003	8	281.96	1
8-ACP-004	8	22.3	1
8-ACP-005	8	35.32	1
8-ACP-006	8	47.37	1
8-ACP-007	8	41.77	1
8-ACP-008	8	83.15	1
8-ACP-009	8	45.6	1
8-ACP-010	8	20.7	1
8-ACP-011	8	38.98	1
8-ACP-012	8	127.63	1
8-ACP-013	8	63.27	1
8-ACP-014	8	78.83	1
8-ACP-015	8	121.57	1
8-ACP-016	8	21.12	1
8-CMLCS-001	8	10.91	1
8-CMLCS-002	8	53.48	1
8-DIP-001	8	103.46	1
8-DIP-002	8	238.76	1
8-DIP-003	8	15.17	1
8-DIP-004	8	460.86	1
8-DIP-005	8	69.01	1
8-DIP-006	8	592.14	3
8-MLS-001	8	57.53	1
8-MLS-002	8	44.79	1
8-PVC-001	8	137.08	1

This page intentionally left blank.

## **Appendix G – Crossings**

This page intentionally left blank.

### Crossings Score

T-Main Segment	Sub Type	Crossings	Score
10-ACP-001	8	N/A	1
10-ACP-002	8	N/A	1
10-ACP-003	8	N/A	1
10-ACP-004	8	N/A	1
10-ACP-005	8	N/A	1
10-ACP-006	8	N/A	1
10-ACP-007	8	N/A	1
10-ACP-008	8	N/A	1
10-ACP-009	8	N/A	1
10-ACP-010	8	N/A	1
10-ACP-011	8	N/A	1
10-ACP-012	8	N/A	1
10-CIP-001	8	N/A	1
10-CMLCS-001	8	N/A	1
10-CMLCS-002	8	N/A	1
10-DIP-001	8	N/A	1
10-DIP-002	8	N/A	1
10-DIP-003	8	N/A	1
10-DIP-004	8	N/A	1
10-MLS-001	8	N/A	1
10-PVC-001	8	N/A	1
12-ACP-001	8	N/A	1
12-ACP-002	8	N/A	1
12-ACP-003	8	N/A	1
12-ACP-004	8	N/A	1
12-ACP-005	8	N/A	1
12-CMLCS-001	8	N/A	1
12-DIP-001	8	N/A	1
12-DIP-002	8	N/A	1
12-DIP-003	8	N/A	1
12-DIP-004	8	N/A	1
12-DIP-005	8	N/A	1
12-DIP-006	8	N/A	1
12-DIP-007	8	N/A	1
12-DIP-008	8	N/A	1
12-DIP-009	8	N/A	1
12-DIP-010	8	N/A	1
12-DIP-011	8	N/A	1
12-DIP-012	8	N/A	1
12-DIP-013	8	N/A	1
12-DIP-014	8	N/A	1
12-DIP-015	8	N/A	1
12-DIP-016	8	N/A	1
12-DIP-017	8	N/A	1
12-MLS-001	8	N/A	1

### Crossings Score

T-Main Segment	Sub Type	Crossings	Score
12-MLS-002	8	N/A	1
12-PVC-001	8	N/A	1
12-PVC-002	8	N/A	1
12-PVC-003	8	N/A	1
12-PVC-004	8	N/A	1
12-PVC-005	8	N/A	1
14-DIP-001	8	N/A	1
14-DIP-002	8	N/A	1
14-DIP-003	8	N/A	1
14-DIP-004	8	N/A	1
14-DIP-005	8	N/A	1
16-ACP-001	3	N/A	1
16-ACP-002	3	N/A	1
16-ACP-003	3	N/A	1
16-ACP-004	3	N/A	1
16-ACP-005	3	N/A	1
16-ACP-006	3	N/A	1
16-ACP-007	3	N/A	1
16-CIP-001	3	N/A	1
16-CMLCS-001	8	N/A	1
16-CMLCS-002	8	N/A	1
16-CMLCS-003	8	N/A	1
16-CMLCS-004	8	N/A	1
16-CMLCS-005	8	N/A	1
16-CMLCS-006	8	N/A	1
16-CMLCS-007	8	N/A	1
16-CMLCS-008	3	N/A	1
16-CMLCS-009	8	N/A	1
16-CMLCS-010	8	N/A	1
16-CMLCS-011	8	N/A	1
16-CMLCS-012	8	N/A	1
16-CMLCS-013	8	N/A	1
16-CMLCS-014	8	N/A	1
16-CMLCS-015	8	N/A	1
16-CMLCS-016	3	N/A	1
16-CMLCS-017	3	N/A	1
16-CMLCS-018	3	N/A	1
16-CMLCS-019	3	N/A	1
16-CMLCS-020	3	N/A	1
16-CMLCS-021	3	N/A	1
16-CMLCS-022	3	N/A	1
16-CMLCS-023	3	N/A	1
16-CMLCS-024	3	N/A	1
16-CMLCS-025	3	N/A	1
16-CMLCS-026	3	N/A	1



### Crossings Score

T-Main Segment	Sub Type	Crossings	Score
16-CMLCS-027	3	N/A	1
16-DIP-001	3	N/A	1
16-DIP-002	3	N/A	1
16-DIP-003	3	N/A	1
16-DIP-004	3	N/A	1
16-DIP-005	3	N/A	1
16-DIP-006	3	N/A	1
16-DIP-007	3	N/A	1
16-DIP-008	3	N/A	1
16-DIP-009	3	N/A	1
16-DIP-010	3	N/A	1
16-DIP-011	3	N/A	1
16-DIP-012	3	YES-CC	5
16-DIP-013	3	N/A	1
16-DIP-014	3	N/A	1
16-DIP-015	3	N/A	1
16-DIP-016	3	N/A	1
16-DIP-017	3	N/A	1
16-DIP-018	3	N/A	1
16-DIP-019	3	N/A	1
16-DIP-020	3	N/A	1
16-DIP-021	3	N/A	1
16-DIP-022	3	N/A	1
16-DIP-023	3	N/A	1
16-DIP-024	3	N/A	1
16-DIP-025	3	YES-CC	5
16-DIP-026	3	N/A	1
16-DIP-027	3	N/A	1
16-DIP-028	3	N/A	1
16-DIP-029	3	N/A	1
16-DIP-030	3	N/A	1
16-DIP-031	3	N/A	1
16-DIP-032	3	N/A	1
16-DIP-033	3	N/A	1
16-DIP-034	3	N/A	1
16-DIP-035	3	YES-CC	5
16-DIP-036	3	YES-CC	5
16-DIP-037	3	N/A	1
16-DIP-038	3	N/A	1
16-DIP-039	3	N/A	1
16-DIP-040	3	N/A	1
16-DIP-041	3	N/A	1
16-DIP-042	3	N/A	1
16-DIP-043	3	N/A	1
16-DIP-044	3	N/A	1

### Crossings Score

T-Main Segment	Sub Type	Crossings	Score
16-DIP-045	3	N/A	1
16-DIP-046	3	N/A	1
16-DIP-047	3	N/A	1
16-DIP-048	3	N/A	1
16-DIP-049	3	N/A	1
16-DIP-050	3	N/A	1
16-DIP-051	3	N/A	1
16-DIP-052	3	N/A	1
16-DIP-053	3	N/A	1
16-DIP-054	3	N/A	1
16-DIP-055	3	N/A	1
16-DIP-056	3	N/A	1
16-DIP-057	3	N/A	1
16-DIP-058	3	N/A	1
16-DIP-059	3	N/A	1
16-DIP-060	3	N/A	1
16-DIP-061	3	N/A	1
16-DIP-062	3	N/A	1
16-DIP-064	3	N/A	1
16-DIP-065	3	N/A	1
16-DIP-066	3	N/A	1
16-DIP-067	3	N/A	1
16-DIP-068	3	N/A	1
16-DIP-069	3	N/A	1
16-DIP-070	3	N/A	1
16-DIP-071	3	N/A	1
16-DIP-072	3	N/A	1
16-DIP-073	3	N/A	1
16-DIP-074	3	N/A	1
16-DIP-075	3	YES-CC	5
16-DIP-076	3	N/A	1
16-DIP-077	3	N/A	1
16-DIP-078	3	N/A	1
16-DIP-079	3	N/A	1
16-DIP-080	3	YES-CC	5
16-DIP-081	3	N/A	1
16-DIP-082	3	N/A	1
16-DIP-083	3	YES-CC	5
16-DIP-084	3	N/A	1
16-DIP-085	3	N/A	1
16-DIP-086	3	N/A	1
16-DIP-087	3	N/A	1
16-DIP-088	3	YES-CC	5
16-DIP-089	3	N/A	1
16-DIP-090	3	N/A	1

### Crossings Score

T-Main Segment	Sub Type	Crossings	Score
16-DIP-091	3	N/A	1
16-DIP-092	3	N/A	1
16-DIP-093	3	N/A	1
16-DIP-094	3	N/A	1
16-DIP-095	3	N/A	1
16-DIP-096	3	N/A	1
16-DIP-097	3	YES-RR	5
16-DIP-098	3	N/A	1
16-DIP-099	3	N/A	1
16-DIP-100	3	N/A	1
16-DIP-101	3	N/A	1
16-DIP-103	3	N/A	1
16-DIP-104	3	N/A	1
16-DIP-105	3	N/A	1
16-DIP-106	3	N/A	1
16-DIP-107	3	N/A	1
16-DIP-108	3	N/A	1
16-DIP-109	3	N/A	1
16-DIP-110	3	N/A	1
16-DIP-111	3	N/A	1
16-DIP-112	3	N/A	1
16-DIP-113	3	N/A	1
16-DIP-114	3	YES-CC	5
16-DIP-115	3	N/A	1
16-DIP-116	3	N/A	1
16-DIP-117	3	N/A	1
16-DIP-118	3	N/A	1
16-DIP-119	3	N/A	1
16-DIP-120	3	N/A	1
16-DIP-121	3	N/A	1
16-DIP-122	3	N/A	1
16-DIP-123	3	N/A	1
16-DIP-124	3	N/A	1
16-DIP-125	3	N/A	1
16-DIP-126	3	N/A	1
16-DIP-127	3	N/A	1
16-DIP-128	8	N/A	1
16-DIP-129	3	N/A	1
16-DIP-130	3	N/A	1
16-DIP-131	3	YES-CC	5
16-DIP-132	3	N/A	1
16-DIP-133	3	N/A	1
16-DIP-134	3	N/A	1
16-DIP-135	3	N/A	1
16-DIP-136	3	N/A	1

### Crossings Score

T-Main Segment	Sub Type	Crossings	Score
16-DIP-137	3	N/A	1
16-DIP-138	3	N/A	1
16-DIP-139	3	N/A	1
16-DIP-140	3	N/A	1
16-DIP-141	3	N/A	1
16-DIP-142	3	N/A	1
16-DIP-143	3	N/A	1
16-DIP-144	3	N/A	1
16-DIP-145	3	N/A	1
16-DIP-146	3	N/A	1
16-DIP-147	3	N/A	1
16-DIP-148	3	N/A	1
16-DIP-149	3	N/A	1
16-DIP-150	3	N/A	1
16-DIP-151	3	N/A	1
16-DIP-152	3	N/A	1
16-DIP-153	8	N/A	1
16-DIP-154	3	N/A	1
16-DIP-155	3	N/A	1
16-DIP-156	3	N/A	1
16-DIP-157	3	N/A	1
16-DIP-158	3	N/A	1
16-DIP-159	3	N/A	1
16-DIP-160	3	N/A	1
16-DIP-161	3	N/A	1
16-DIP-162	3	N/A	1
16-DIP-163	3	N/A	1
16-DIP-164	3	N/A	1
16-DIP-165	3	N/A	1
16-DIP-166	3	N/A	1
16-DIP-167	3	N/A	1
16-DIP-168	3	N/A	1
16-MLS-001	3	N/A	1
16-MLS-002	3	N/A	1
16-MLS-003	3	N/A	1
16-MLS-004	3	N/A	1
16-MLS-005	3	N/A	1
16-MLS-006	3	N/A	1
16-MLS-007	3	N/A	1
16-MLS-008	3	N/A	1
16-MLS-009	3	N/A	1
16-PVC-001	3	N/A	1
16-PVC-002	8	N/A	1
16-PVC-003	3	N/A	1
16-PVC-004	3	N/A	1

### Crossings Score

T-Main Segment	Sub Type	Crossings	Score
16-PVC-005	3	N/A	1
16-PVC-006	8	N/A	1
16-PVC-007	3	N/A	1
16-PVC-008	8	N/A	1
16-PVC-009	8	N/A	1
16-PVC-010	3	N/A	1
16-PVC-011	3	N/A	1
16-PVC-012	3	N/A	1
16-PVC-013	3	N/A	1
16-PVC-014	3	N/A	1
18-CMLCS-001	8	N/A	1
18-CMLCS-002	3	N/A	1
18-CMLCS-003	3	N/A	1
18-CMLCS-004	3	N/A	1
18-CMLCS-005	8	N/A	1
18-CMLCS-006	8	N/A	1
18-CMLCS-007	3	N/A	1
18-CMLCS-008	8	N/A	1
18-DIP-001	3	N/A	1
18-DIP-002	3	N/A	1
18-MLS-001	3	N/A	1
18-MLS-002	3	N/A	1
18-MLS-003	3	N/A	1
18-MLS-004	3	N/A	1
18-MLS-005	3	N/A	1
18-MLS-006	3	N/A	1
18-MLS-007	3	N/A	1
18-MLS-008	3	N/A	1
20-DIP-001	8	N/A	1
20-DIP-002	3	N/A	1
20-DIP-003	3	N/A	1
20-DIP-004	3	N/A	1
20-DIP-005	3	N/A	1
20-DIP-006	3	N/A	1
20-DIP-007	3	N/A	1
20-DIP-008	3	N/A	1
20-DIP-009	3	YES-RR	5
20-MLS-001	3	N/A	1
24-CMLCS-001	8	N/A	1
24-CMLCS-002	8	N/A	1
24-CMLCS-003	3	N/A	1
24-CMLCS-004	3	N/A	1
24-CMLCS-005	3	N/A	1
24-CMLCS-006	3	YES-CC	5
24-CMLCS-007	3	N/A	1

## Crossings Score

T-Main Segment	Sub Type	Crossings	Score
24-CMLCS-008	8	N/A	1
24-CMLCS-009	8	N/A	1
24-CMLCS-010	3	YES-CC	5
24-CMLCS-011	3	YES-CC	5
24-CMLCS-012	3	N/A	1
24-CMLCS-013	3	N/A	1
24-CMLCS-014	3	N/A	1
24-CMLCS-015	3	N/A	1
24-CMLCS-016	3	N/A	1
24-CMLCS-017	3	N/A	1
24-CMLCS-018	3	N/A	1
24-CMLCS-019	3	N/A	1
24-CMLCS-020	3	N/A	1
24-CMLCS-021	3	N/A	1
24-CMLCS-022	3	N/A	1
24-CMLCS-023	3	YES-CC	5
24-CMLCS-024	3	N/A	1
24-CMLCS-025	3	N/A	1
24-CMLCS-026	3	N/A	1
24-CMLCS-027	3	YES-CC	5
24-CMLCS-028	3	N/A	1
24-CMLCS-029	3	N/A	1
24-CMLCS-030	3	YES-CC	5
24-CMLCS-031	3	YES-CC	5
24-CMLCS-032	3	N/A	1
24-CMLCS-033	3	YES-CC	5
24-CMLCS-034	3	N/A	1
24-CMLCS-035	3	N/A	1
24-CMLCS-036	3	N/A	1
24-CMLCS-037	3	YES-CC	5
24-CMLCS-038	3	N/A	1
24-CMLCS-039	3	N/A	1
24-CMLCS-040	3	N/A	1
24-CMLCS-041	3	N/A	1
24-CMLCS-042	3	N/A	1
24-CMLCS-043	3	N/A	1
24-CMLCS-044	3	N/A	1
24-CMLCS-045	8	N/A	1
24-CMLCS-046	3	N/A	1
24-CMLCS-047	8	N/A	1
24-CMLCS-048	3	N/A	1
24-CMLCS-049	8	N/A	1
24-CMLCS-050	8	N/A	1
24-CMLCS-051	8	N/A	1
24-CMLCS-052	8	N/A	1

### Crossings Score

T-Main Segment	Sub Type	Crossings	Score
24-CMLCS-053	8	N/A	1
24-CMLCS-054	8	YES-CC	5
24-CMLCS-055	8	YES-CC	5
24-DIP-001	3	N/A	1
24-DIP-002	3	N/A	1
24-DIP-003	3	N/A	1
24-DIP-004	3	N/A	1
24-DIP-005	3	N/A	1
24-DIP-006	3	N/A	1
24-DIP-007	3	N/A	1
24-DIP-008	3	N/A	1
24-DIP-009	3	N/A	1
24-DIP-010	3	N/A	1
24-DIP-011	3	N/A	1
24-DIP-012	3	YES-CC	5
24-DIP-013	3	N/A	1
24-DIP-014	3	N/A	1
24-DIP-015	3	YES-HW	5
24-DIP-016	3	N/A	1
24-DIP-017	3	N/A	1
24-DIP-018	3	N/A	1
24-DIP-019	3	N/A	1
24-DIP-020	3	N/A	1
24-DIP-021	3	N/A	1
24-DIP-022	3	N/A	1
24-DIP-023	3	N/A	1
24-DIP-024	3	YES-CC	5
24-DIP-025	3	N/A	1
24-DIP-026	3	N/A	1
24-DIP-027	3	N/A	1
24-DIP-028	3	N/A	1
24-DIP-029	3	N/A	1
24-DIP-030	3	N/A	1
24-DIP-031	3	N/A	1
24-MLS-001	3	N/A	1
24-MLS-002	3	N/A	1
24-MLS-003	3	N/A	1
30-CMLCS-001	8	N/A	1
30-CMLCS-002	3	YES-CC	5
30-CMLCS-003	3	N/A	1
30-CMLCS-004	3	N/A	1
30-CMLCS-005	3	N/A	1
30-CMLCS-006	3	YES-CC	5
30-CMLCS-007	3	N/A	1
30-CMLCS-008	3	YES-CC	5

## Crossings Score

T-Main Segment	Sub Type	Crossings	Score
30-CMLCS-009	3	N/A	1
30-CMLCS-010	3	N/A	1
30-CMLCS-011	3	N/A	1
30-CMLCS-012	3	N/A	1
30-CMLCS-013	3	N/A	1
30-CMLCS-014	3	N/A	1
30-CMLCS-015	3	N/A	1
30-CMLCS-016	3	N/A	1
30-CMLCS-017	3	YES-CC	5
30-CMLCS-18	3	N/A	1
30-DIP-001	3	N/A	1
30-DIP-002	3	N/A	1
30-DIP-003	3	N/A	1
30-DIP-004	3	N/A	1
36-CMLCS-001	8	N/A	1
36-CMLCS-002	8	N/A	1
36-CMLCS-003	3	N/A	1
36-CMLCS-004	3	YES-CC	5
36-CMLCS-005	3	N/A	1
36-CMLCS-006	3	N/A	1
36-CMLCS-007	3	N/A	1
36-CMLCS-008	3	N/A	1
36-CMLCS-009	3	N/A	1
36-CMLCS-010	3	N/A	1
36-CMLCS-011	3	N/A	1
36-CMLCS-012	3	N/A	1
36-CMLCS-013	3	N/A	1
36-CMLCS-014	3	N/A	1
36-CMLCS-015	3	N/A	1
36-CMLCS-016	3	N/A	1
36-CMLCS-017	3	N/A	1
36-CMLCS-018	3	YES-RR	5
36-CMLCS-019	3	N/A	1
36-CMLCS-020	3	N/A	1
36-CMLCS-021	3	N/A	1
36-CMLCS-022	3	N/A	1
36-CMLCS-023	8	N/A	1
36-CMLCS-024	8	N/A	1
36-CMLCS-025	8	N/A	1
36-CMLCS-026	8	N/A	1
48-CCP-001	3	YES-CC	5
48-CCP-002	3	N/A	1
48-CCP-003	3	YES-CC	5
48-CCP-004	3	N/A	1
48-CCP-005	3	N/A	1



### Crossings Score

T-Main Segment	Sub Type	Crossings	Score
48-CCP-006	3	YES-HW	5
48-CCP-007	3	YES-RR	5
48-CCP-008	3	N/A	1
48-CCP-009	8	N/A	1
48-CCP-010	3	N/A	1
48-CCP-011	3	N/A	1
6-ACP-001	8	N/A	1
6-ACP-002	8	N/A	1
6-DIP-001	8	N/A	1
8-ACP-001	8	N/A	1
8-ACP-002	8	N/A	1
8-ACP-003	8	N/A	1
8-ACP-004	8	N/A	1
8-ACP-005	8	N/A	1
8-ACP-006	8	N/A	1
8-ACP-007	8	N/A	1
8-ACP-008	8	N/A	1
8-ACP-009	8	N/A	1
8-ACP-010	8	N/A	1
8-ACP-011	8	N/A	1
8-ACP-012	8	N/A	1
8-ACP-013	8	N/A	1
8-ACP-014	8	N/A	1
8-ACP-015	8	N/A	1
8-ACP-016	8	N/A	1
8-CMLCS-001	8	N/A	1
8-CMLCS-002	8	N/A	1
8-DIP-001	8	N/A	1
8-DIP-002	8	N/A	1
8-DIP-003	8	N/A	1
8-DIP-004	8	N/A	1
8-DIP-005	8	N/A	1
8-DIP-006	8	YES-RR	5
8-MLS-001	8	N/A	1
8-MLS-002	8	N/A	1
8-PVC-001	8	N/A	1

This page intentionally left blank.

## **Appendix H – Source**

This page intentionally left blank.

**Source Score**

T-Main Segment	Sub Type	Source	Score
10-ACP-001	8	ARSW	5
10-ACP-002	8	ARSW	5
10-ACP-003	8	ARSW	5
10-ACP-004	8	ARSW	5
10-ACP-005	8	ARSW	5
10-ACP-006	8	ARSW	5
10-ACP-007	8	ARSW	5
10-ACP-008	8	ARSW	5
10-ACP-009	8	ARSW	5
10-ACP-010	8	ARSW	5
10-ACP-011	8	ARSW	5
10-ACP-012	8	ARSW	5
10-CIP-001	8	ARSW	5
10-CMLCS-001	8	ARSW	5
10-CMLCS-002	8	ARSW	5
10-DIP-001	8	ARSW	5
10-DIP-002	8	ARSW	5
10-DIP-003	8	ARSW	5
10-DIP-004	8	ARSW	5
10-MLS-001	8	ARSW	5
10-PVC-001	8	ARSW	5
12-ACP-001	8	ARSW	5
12-ACP-002	8	ARSW	5
12-ACP-003	8	ARSW	5
12-ACP-004	8	ARSW	5
12-ACP-005	8	ARSW	5
12-CMLCS-001	8	ARSW	5
12-DIP-001	8	ARSW	5
12-DIP-002	8	ARSW	5
12-DIP-003	8	ARSW	5
12-DIP-004	8	ARSW	5
12-DIP-005	8	ARSW	5
12-DIP-006	8	ARSW	5
12-DIP-007	8	ARSW	5
12-DIP-008	8	ARSW	5
12-DIP-009	8	ARSW	5
12-DIP-010	8	ARSW	5
12-DIP-011	8	ARSW	5
12-DIP-012	8	ARSW	5
12-DIP-013	8	ARSW	5
12-DIP-014	8	ARSW	5
12-DIP-015	8	ARSW	5
12-DIP-016	8	ARSW	5
12-DIP-017	8	ARSW	5
12-MLS-001	8	ARSW	5

**Source Score**

T-Main Segment	Sub Type	Source	Score
12-MLS-002	8	ARSW	5
12-PVC-001	8	ARSW	5
12-PVC-002	8	ARSW	5
12-PVC-003	8	ARSW	5
12-PVC-004	8	ARSW	5
12-PVC-005	8	ARSW	5
14-DIP-001	8	ARSW	5
14-DIP-002	8	ARSW	5
14-DIP-003	8	ARSW	5
14-DIP-004	8	ARSW	5
14-DIP-005	8	ARSW	5
16-ACP-001	3	N/A	1
16-ACP-002	3	N/A	1
16-ACP-003	3	N/A	1
16-ACP-004	3	N/A	1
16-ACP-005	3	N/A	1
16-ACP-006	3	N/A	1
16-ACP-007	3	N/A	1
16-CIP-001	3	N/A	1
16-CMLCS-001	8	ARSW	5
16-CMLCS-002	8	ARSW	5
16-CMLCS-003	8	ARSW	5
16-CMLCS-004	8	ARSW	5
16-CMLCS-005	8	ARSW	5
16-CMLCS-006	8	ARSW	5
16-CMLCS-007	8	ARSW	5
16-CMLCS-008	3	N/A	1
16-CMLCS-009	8	ARSW	5
16-CMLCS-010	8	ARSW	5
16-CMLCS-011	8	ARSW	5
16-CMLCS-012	8	ARSW	5
16-CMLCS-013	8	ARSW	5
16-CMLCS-014	8	ARSW	5
16-CMLCS-015	8	ARSW	5
16-CMLCS-016	3	N/A	1
16-CMLCS-017	3	N/A	1
16-CMLCS-018	3	N/A	1
16-CMLCS-019	3	N/A	1
16-CMLCS-020	3	N/A	1
16-CMLCS-021	3	N/A	1
16-CMLCS-022	3	N/A	1
16-CMLCS-023	3	N/A	1
16-CMLCS-024	3	N/A	1
16-CMLCS-025	3	N/A	1
16-CMLCS-026	3	N/A	1

**Source Score**

T-Main Segment	Sub Type	Source	Score
16-CMLCS-027	3	N/A	1
16-DIP-001	3	N/A	1
16-DIP-002	3	N/A	1
16-DIP-003	3	N/A	1
16-DIP-004	3	N/A	1
16-DIP-005	3	N/A	1
16-DIP-006	3	N/A	1
16-DIP-007	3	N/A	1
16-DIP-008	3	N/A	1
16-DIP-009	3	N/A	1
16-DIP-010	3	N/A	1
16-DIP-011	3	N/A	1
16-DIP-012	3	N/A	1
16-DIP-013	3	N/A	1
16-DIP-014	3	N/A	1
16-DIP-015	3	N/A	1
16-DIP-016	3	N/A	1
16-DIP-017	3	N/A	1
16-DIP-018	3	N/A	1
16-DIP-019	3	N/A	1
16-DIP-020	3	N/A	1
16-DIP-021	3	ARSW	5
16-DIP-022	3	N/A	1
16-DIP-023	3	N/A	1
16-DIP-024	3	N/A	1
16-DIP-025	3	N/A	1
16-DIP-026	3	N/A	1
16-DIP-027	3	N/A	1
16-DIP-028	3	N/A	1
16-DIP-029	3	N/A	1
16-DIP-030	3	N/A	1
16-DIP-031	3	N/A	1
16-DIP-032	3	N/A	1
16-DIP-033	3	N/A	1
16-DIP-034	3	N/A	1
16-DIP-035	3	N/A	1
16-DIP-036	3	N/A	1
16-DIP-037	3	N/A	1
16-DIP-038	3	N/A	1
16-DIP-039	3	N/A	1
16-DIP-040	3	N/A	1
16-DIP-041	3	N/A	1
16-DIP-042	3	N/A	1
16-DIP-043	3	N/A	1
16-DIP-044	3	N/A	1

**Source Score**

T-Main Segment	Sub Type	Source	Score
16-DIP-045	3	N/A	1
16-DIP-046	3	N/A	1
16-DIP-047	3	N/A	1
16-DIP-048	3	N/A	1
16-DIP-049	3	N/A	1
16-DIP-050	3	N/A	1
16-DIP-051	3	N/A	1
16-DIP-052	3	N/A	1
16-DIP-053	3	N/A	1
16-DIP-054	3	N/A	1
16-DIP-055	3	N/A	1
16-DIP-056	3	N/A	1
16-DIP-057	3	N/A	1
16-DIP-058	3	N/A	1
16-DIP-059	3	N/A	1
16-DIP-060	3	N/A	1
16-DIP-061	3	N/A	1
16-DIP-062	3	N/A	1
16-DIP-064	3	N/A	1
16-DIP-065	3	N/A	1
16-DIP-066	3	N/A	1
16-DIP-067	3	N/A	1
16-DIP-068	3	N/A	1
16-DIP-069	3	N/A	1
16-DIP-070	3	N/A	1
16-DIP-071	3	N/A	1
16-DIP-072	3	N/A	1
16-DIP-073	3	N/A	1
16-DIP-074	3	N/A	1
16-DIP-075	3	N/A	1
16-DIP-076	3	N/A	1
16-DIP-077	3	N/A	1
16-DIP-078	3	N/A	1
16-DIP-079	3	N/A	1
16-DIP-080	3	N/A	1
16-DIP-081	3	N/A	1
16-DIP-082	3	N/A	1
16-DIP-083	3	N/A	1
16-DIP-084	3	N/A	1
16-DIP-085	3	N/A	1
16-DIP-086	3	N/A	1
16-DIP-087	3	N/A	1
16-DIP-088	3	N/A	1
16-DIP-089	3	N/A	1
16-DIP-090	3	N/A	1



**Source Score**

T-Main Segment	Sub Type	Source	Score
16-DIP-091	3	N/A	1
16-DIP-092	3	N/A	1
16-DIP-093	3	N/A	1
16-DIP-094	3	N/A	1
16-DIP-095	3	N/A	1
16-DIP-096	3	N/A	1
16-DIP-097	3	N/A	1
16-DIP-098	3	N/A	1
16-DIP-099	3	N/A	1
16-DIP-100	3	N/A	1
16-DIP-101	3	N/A	1
16-DIP-103	3	N/A	1
16-DIP-104	3	N/A	1
16-DIP-105	3	N/A	1
16-DIP-106	3	N/A	1
16-DIP-107	3	N/A	1
16-DIP-108	3	N/A	1
16-DIP-109	3	N/A	1
16-DIP-110	3	N/A	1
16-DIP-111	3	N/A	1
16-DIP-112	3	N/A	1
16-DIP-113	3	N/A	1
16-DIP-114	3	N/A	1
16-DIP-115	3	N/A	1
16-DIP-116	3	N/A	1
16-DIP-117	3	N/A	1
16-DIP-118	3	N/A	1
16-DIP-119	3	N/A	1
16-DIP-120	3	N/A	1
16-DIP-121	3	N/A	1
16-DIP-122	3	N/A	1
16-DIP-123	3	N/A	1
16-DIP-124	3	N/A	1
16-DIP-125	3	N/A	1
16-DIP-126	3	N/A	1
16-DIP-127	3	N/A	1
16-DIP-128	8	ARSW	5
16-DIP-129	3	N/A	1
16-DIP-130	3	N/A	1
16-DIP-131	3	N/A	1
16-DIP-132	3	N/A	1
16-DIP-133	3	N/A	1
16-DIP-134	3	N/A	1
16-DIP-135	3	N/A	1
16-DIP-136	3	N/A	1

**Source Score**

T-Main Segment	Sub Type	Source	Score
16-DIP-137	3	N/A	1
16-DIP-138	3	N/A	1
16-DIP-139	3	N/A	1
16-DIP-140	3	N/A	1
16-DIP-141	3	N/A	1
16-DIP-142	3	N/A	1
16-DIP-143	3	N/A	1
16-DIP-144	3	N/A	1
16-DIP-145	3	N/A	1
16-DIP-146	3	N/A	1
16-DIP-147	3	N/A	1
16-DIP-148	3	N/A	1
16-DIP-149	3	N/A	1
16-DIP-150	3	N/A	1
16-DIP-151	3	N/A	1
16-DIP-152	3	N/A	1
16-DIP-153	8	ARSW	5
16-DIP-154	3	N/A	1
16-DIP-155	3	N/A	1
16-DIP-156	3	N/A	1
16-DIP-157	3	N/A	1
16-DIP-158	3	N/A	1
16-DIP-159	3	N/A	1
16-DIP-160	3	N/A	1
16-DIP-161	3	N/A	1
16-DIP-162	3	N/A	1
16-DIP-163	3	N/A	1
16-DIP-164	3	N/A	1
16-DIP-165	3	N/A	1
16-DIP-166	3	N/A	1
16-DIP-167	3	N/A	1
16-DIP-168	3	N/A	1
16-MLS-001	3	N/A	1
16-MLS-002	3	N/A	1
16-MLS-003	3	N/A	1
16-MLS-004	3	N/A	1
16-MLS-005	3	N/A	1
16-MLS-006	3	N/A	1
16-MLS-007	3	N/A	1
16-MLS-008	3	N/A	1
16-MLS-009	3	N/A	1
16-PVC-001	3	N/A	1
16-PVC-002	8	ARSW	5
16-PVC-003	3	N/A	1
16-PVC-004	3	N/A	1

**Source Score**

T-Main Segment	Sub Type	Source	Score
16-PVC-005	3	N/A	1
16-PVC-006	8	ARSW	5
16-PVC-007	3	N/A	1
16-PVC-008	8	ARSW	5
16-PVC-009	8	ARSW	5
16-PVC-010	3	N/A	1
16-PVC-011	3	N/A	1
16-PVC-012	3	N/A	1
16-PVC-013	3	N/A	1
16-PVC-014	3	N/A	1
18-CMLCS-001	8	ARSW	5
18-CMLCS-002	3	N/A	1
18-CMLCS-003	3	N/A	1
18-CMLCS-004	3	N/A	1
18-CMLCS-005	8	ARSW	5
18-CMLCS-006	8	ARSW	5
18-CMLCS-007	3	N/A	1
18-CMLCS-008	8	ARSW	5
18-DIP-001	3	N/A	1
18-DIP-002	3	N/A	1
18-MLS-001	3	N/A	1
18-MLS-002	3	N/A	1
18-MLS-003	3	N/A	1
18-MLS-004	3	N/A	1
18-MLS-005	3	N/A	1
18-MLS-006	3	N/A	1
18-MLS-007	3	N/A	1
18-MLS-008	3	N/A	1
20-DIP-001	8	ARSW	5
20-DIP-002	3	N/A	1
20-DIP-003	3	N/A	1
20-DIP-004	3	N/A	1
20-DIP-005	3	N/A	1
20-DIP-006	3	N/A	1
20-DIP-007	3	N/A	1
20-DIP-008	3	N/A	1
20-DIP-009	3	ARSW	5
20-MLS-001	3	N/A	1
24-CMLCS-001	8	ARSW	5
24-CMLCS-002	8	ARSW	5
24-CMLCS-003	3	N/A	1
24-CMLCS-004	3	N/A	1
24-CMLCS-005	3	N/A	1
24-CMLCS-006	3	N/A	1
24-CMLCS-007	3	N/A	1

**Source Score**

T-Main Segment	Sub Type	Source	Score
24-CMLCS-008	8	ARSW	5
24-CMLCS-009	8	ARSW	5
24-CMLCS-010	3	N/A	1
24-CMLCS-011	3	N/A	1
24-CMLCS-012	3	N/A	1
24-CMLCS-013	3	N/A	1
24-CMLCS-014	3	N/A	1
24-CMLCS-015	3	N/A	1
24-CMLCS-016	3	N/A	1
24-CMLCS-017	3	N/A	1
24-CMLCS-018	3	N/A	1
24-CMLCS-019	3	N/A	1
24-CMLCS-020	3	N/A	1
24-CMLCS-021	3	N/A	1
24-CMLCS-022	3	N/A	1
24-CMLCS-023	3	N/A	1
24-CMLCS-024	3	N/A	1
24-CMLCS-025	3	N/A	1
24-CMLCS-026	3	N/A	1
24-CMLCS-027	3	N/A	1
24-CMLCS-028	3	N/A	1
24-CMLCS-029	3	N/A	1
24-CMLCS-030	3	N/A	1
24-CMLCS-031	3	N/A	1
24-CMLCS-032	3	N/A	1
24-CMLCS-033	3	N/A	1
24-CMLCS-034	3	N/A	1
24-CMLCS-035	3	N/A	1
24-CMLCS-036	3	N/A	1
24-CMLCS-037	3	N/A	1
24-CMLCS-038	3	N/A	1
24-CMLCS-039	3	N/A	1
24-CMLCS-040	3	N/A	1
24-CMLCS-041	3	N/A	1
24-CMLCS-042	3	N/A	1
24-CMLCS-043	3	N/A	1
24-CMLCS-044	3	N/A	1
24-CMLCS-045	8	ARSW	5
24-CMLCS-046	3	N/A	1
24-CMLCS-047	8	ARSW	5
24-CMLCS-048	3	N/A	1
24-CMLCS-049	8	ARSW	5
24-CMLCS-050	8	ARSW	5
24-CMLCS-051	8	ARSW	5
24-CMLCS-052	8	ARSW	5

**Source Score**

T-Main Segment	Sub Type	Source	Score
24-CMLCS-053	8	ARSW	5
24-CMLCS-054	8	ARSW	5
24-CMLCS-055	8	ARSW	5
24-DIP-001	3	N/A	1
24-DIP-002	3	N/A	1
24-DIP-003	3	N/A	1
24-DIP-004	3	N/A	1
24-DIP-005	3	N/A	1
24-DIP-006	3	N/A	1
24-DIP-007	3	N/A	1
24-DIP-008	3	N/A	1
24-DIP-009	3	N/A	1
24-DIP-010	3	N/A	1
24-DIP-011	3	N/A	1
24-DIP-012	3	N/A	1
24-DIP-013	3	N/A	1
24-DIP-014	3	N/A	1
24-DIP-015	3	N/A	1
24-DIP-016	3	N/A	1
24-DIP-017	3	N/A	1
24-DIP-018	3	N/A	1
24-DIP-019	3	N/A	1
24-DIP-020	3	N/A	1
24-DIP-021	3	N/A	1
24-DIP-022	3	N/A	1
24-DIP-023	3	N/A	1
24-DIP-024	3	N/A	1
24-DIP-025	3	N/A	1
24-DIP-026	3	N/A	1
24-DIP-027	3	N/A	1
24-DIP-028	3	N/A	1
24-DIP-029	3	N/A	1
24-DIP-030	3	N/A	1
24-DIP-031	3	N/A	1
24-MLS-001	3	N/A	1
24-MLS-002	3	N/A	1
24-MLS-003	3	N/A	1
30-CMLCS-001	8	ARSW	5
30-CMLCS-002	3	ARSW	5
30-CMLCS-003	3	N/A	1
30-CMLCS-004	3	N/A	1
30-CMLCS-005	3	N/A	1
30-CMLCS-006	3	N/A	1
30-CMLCS-007	3	N/A	1
30-CMLCS-008	3	N/A	1

## Source Score

T-Main Segment	Sub Type	Source	Score
30-CMLCS-009	3	N/A	1
30-CMLCS-010	3	N/A	1
30-CMLCS-011	3	N/A	1
30-CMLCS-012	3	N/A	1
30-CMLCS-013	3	N/A	1
30-CMLCS-014	3	N/A	1
30-CMLCS-015	3	N/A	1
30-CMLCS-016	3	N/A	1
30-CMLCS-017	3	N/A	1
30-CMLCS-18	3	N/A	1
30-DIP-001	3	N/A	1
30-DIP-002	3	N/A	1
30-DIP-003	3	N/A	1
30-DIP-004	3	N/A	1
36-CMLCS-001	8	ARSW	5
36-CMLCS-002	8	ARSW	5
36-CMLCS-003	3	N/A	1
36-CMLCS-004	3	N/A	1
36-CMLCS-005	3	N/A	1
36-CMLCS-006	3	N/A	1
36-CMLCS-007	3	N/A	1
36-CMLCS-008	3	N/A	1
36-CMLCS-009	3	N/A	1
36-CMLCS-010	3	N/A	1
36-CMLCS-011	3	N/A	1
36-CMLCS-012	3	N/A	1
36-CMLCS-013	3	N/A	1
36-CMLCS-014	3	N/A	1
36-CMLCS-015	3	N/A	1
36-CMLCS-016	3	N/A	1
36-CMLCS-017	3	N/A	1
36-CMLCS-018	3	N/A	1
36-CMLCS-019	3	N/A	1
36-CMLCS-020	3	N/A	1
36-CMLCS-021	3	N/A	1
36-CMLCS-022	3	N/A	1
36-CMLCS-023	8	ARSW	5
36-CMLCS-024	8	ARSW	5
36-CMLCS-025	8	ARSW	5
36-CMLCS-026	8	ARSW	5
48-CCP-001	3	ARSW	5
48-CCP-002	3	ARSW	5
48-CCP-003	3	ARSW	5
48-CCP-004	3	ARSW	5
48-CCP-005	3	ARSW	5

**Source Score**

T-Main Segment	Sub Type	Source	Score
48-CCP-006	3	ARSW	5
48-CCP-007	3	ARSW	5
48-CCP-008	3	ARSW	5
48-CCP-009	8	ARSW	5
48-CCP-010	3	ARSW	5
48-CCP-011	3	ARSW	5
6-ACP-001	8	ARSW	5
6-ACP-002	8	ARSW	5
6-DIP-001	8	ARSW	5
8-ACP-001	8	ARSW	5
8-ACP-002	8	ARSW	5
8-ACP-003	8	ARSW	5
8-ACP-004	8	ARSW	5
8-ACP-005	8	ARSW	5
8-ACP-006	8	ARSW	5
8-ACP-007	8	ARSW	5
8-ACP-008	8	ARSW	5
8-ACP-009	8	ARSW	5
8-ACP-010	8	ARSW	5
8-ACP-011	8	ARSW	5
8-ACP-012	8	ARSW	5
8-ACP-013	8	ARSW	5
8-ACP-014	8	ARSW	5
8-ACP-015	8	ARSW	5
8-ACP-016	8	ARSW	5
8-CMLCS-001	8	ARSW	5
8-CMLCS-002	8	ARSW	5
8-DIP-001	8	ARSW	5
8-DIP-002	8	ARSW	5
8-DIP-003	8	ARSW	5
8-DIP-004	8	ARSW	5
8-DIP-005	8	ARSW	5
8-DIP-006	8	ARSW	5
8-MLS-001	8	ARSW	5
8-MLS-002	8	ARSW	5
8-PVC-001	8	ARSW	5

This page intentionally left blank.



## **Appendix I – Distribution System Connections**

This page intentionally left blank.

**Distribution Connections Score**

T-Main Segment	Sub Type	Distribution Connections	Score
10-ACP-001	8	0	1
10-ACP-002	8	0	1
10-ACP-003	8	0	1
10-ACP-004	8	0	1
10-ACP-005	8	0	1
10-ACP-006	8	0	1
10-ACP-007	8	0	1
10-ACP-008	8	0	1
10-ACP-009	8	0	1
10-ACP-010	8	0	1
10-ACP-011	8	0	1
10-ACP-012	8	0	1
10-CIP-001	8	0	1
10-CMLCS-001	8	0	1
10-CMLCS-002	8	0	1
10-DIP-001	8	0	1
10-DIP-002	8	0	1
10-DIP-003	8	0	1
10-DIP-004	8	0	1
10-MLS-001	8	0	1
10-PVC-001	8	0	1
12-ACP-001	8	0	1
12-ACP-002	8	0	1
12-ACP-003	8	0	1
12-ACP-004	8	0	1
12-ACP-005	8	0	1
12-CMLCS-001	8	0	1
12-DIP-001	8	0	1
12-DIP-002	8	0	1
12-DIP-003	8	0	1
12-DIP-004	8	0	1
12-DIP-005	8	0	1
12-DIP-006	8	0	1
12-DIP-007	8	0	1
12-DIP-008	8	0	1
12-DIP-009	8	0	1
12-DIP-010	8	0	1
12-DIP-011	8	0	1
12-DIP-012	8	0	1
12-DIP-013	8	0	1
12-DIP-014	8	0	1
12-DIP-015	8	0	1
12-DIP-016	8	0	1
12-DIP-017	8	0	1

**Distribution Connections Score**

T-Main Segment	Sub Type	Distribution Connections	Score
12-MLS-001	8	0	1
12-MLS-002	8	0	1
12-PVC-001	8	0	1
12-PVC-002	8	0	1
12-PVC-003	8	0	1
12-PVC-004	8	0	1
12-PVC-005	8	0	1
14-DIP-001	8	0	1
14-DIP-002	8	0	1
14-DIP-003	8	0	1
14-DIP-004	8	0	1
14-DIP-005	8	0	1
16-ACP-001	3	6	5
16-ACP-002	3	4	5
16-ACP-003	3	3	3
16-ACP-004	3	1	3
16-ACP-005	3	0	1
16-ACP-006	3	1	3
16-ACP-007	3	0	1
16-CIP-001	3	1	3
16-CMLCS-001	8	0	1
16-CMLCS-002	8	0	1
16-CMLCS-003	8	0	1
16-CMLCS-004	8	0	1
16-CMLCS-005	8	0	1
16-CMLCS-006	8	0	1
16-CMLCS-007	8	0	1
16-CMLCS-008	3	2	3
16-CMLCS-009	8	0	1
16-CMLCS-010	8	0	1
16-CMLCS-011	8	0	1
16-CMLCS-012	8	0	1
16-CMLCS-013	8	0	1
16-CMLCS-014	8	0	1
16-CMLCS-015	8	0	1
16-CMLCS-016	3	0	1
16-CMLCS-017	3	0	1
16-CMLCS-018	3	0	1
16-CMLCS-019	3	0	1
16-CMLCS-020	3	0	1
16-CMLCS-021	3	1	3
16-CMLCS-022	3	0	1
16-CMLCS-023	3	1	3
16-CMLCS-024	3	0	1

**Distribution Connections Score**

T-Main Segment	Sub Type	Distribution Connections	Score
16-CMLCS-025	3	2	3
16-CMLCS-026	3	0	1
16-CMLCS-027	3	1	3
16-DIP-001	3	0	1
16-DIP-002	3	0	1
16-DIP-003	3	2	3
16-DIP-004	3	0	1
16-DIP-005	3	0	1
16-DIP-006	3	0	1
16-DIP-007	3	0	1
16-DIP-008	3	0	1
16-DIP-009	3	1	3
16-DIP-010	3	2	3
16-DIP-011	3	0	1
16-DIP-012	3	0	1
16-DIP-013	3	2	3
16-DIP-014	3	2	3
16-DIP-015	3	1	3
16-DIP-016	3	0	1
16-DIP-017	3	3	3
16-DIP-018	3	1	3
16-DIP-019	3	2	3
16-DIP-020	3	1	3
16-DIP-021	3	4	5
16-DIP-022	3	1	3
16-DIP-023	3	0	1
16-DIP-024	3	1	3
16-DIP-025	3	1	3
16-DIP-026	3	0	1
16-DIP-027	3	0	1
16-DIP-028	3	0	1
16-DIP-029	3	0	1
16-DIP-030	3	0	1
16-DIP-031	3	2	3
16-DIP-032	3	2	3
16-DIP-033	3	4	5
16-DIP-034	3	2	3
16-DIP-035	3	4	5
16-DIP-036	3	2	3
16-DIP-037	3	4	5
16-DIP-038	3	4	5
16-DIP-039	3	7	5
16-DIP-040	3	5	5
16-DIP-041	3	3	3

**Distribution Connections Score**

T-Main Segment	Sub Type	Distribution Connections	Score
16-DIP-042	3	4	5
16-DIP-043	3	3	3
16-DIP-044	3	1	3
16-DIP-045	3	3	3
16-DIP-046	3	3	3
16-DIP-047	3	3	3
16-DIP-048	3	2	3
16-DIP-049	3	2	3
16-DIP-050	3	2	3
16-DIP-051	3	1	3
16-DIP-052	3	1	3
16-DIP-053	3	2	3
16-DIP-054	3	1	3
16-DIP-055	3	1	3
16-DIP-056	3	1	3
16-DIP-057	3	1	3
16-DIP-058	3	2	3
16-DIP-059	3	3	3
16-DIP-060	3	3	3
16-DIP-061	3	0	1
16-DIP-062	3	2	3
16-DIP-064	3	2	3
16-DIP-065	3	1	3
16-DIP-066	3	1	3
16-DIP-067	3	2	3
16-DIP-068	3	4	5
16-DIP-069	3	1	3
16-DIP-070	3	2	3
16-DIP-071	3	1	3
16-DIP-072	3	3	3
16-DIP-073	3	2	3
16-DIP-074	3	1	3
16-DIP-075	3	0	1
16-DIP-076	3	1	3
16-DIP-077	3	2	3
16-DIP-078	3	2	3
16-DIP-079	3	1	3
16-DIP-080	3	0	1
16-DIP-081	3	0	1
16-DIP-082	3	0	1
16-DIP-083	3	0	1
16-DIP-084	3	0	1
16-DIP-085	3	1	3
16-DIP-086	3	0	1

**Distribution Connections Score**

T-Main Segment	Sub Type	Distribution Connections	Score
16-DIP-087	3	2	3
16-DIP-088	3	2	3
16-DIP-089	3	0	1
16-DIP-090	3	0	1
16-DIP-091	3	1	3
16-DIP-092	3	0	1
16-DIP-093	3	1	3
16-DIP-094	3	1	3
16-DIP-095	3	2	3
16-DIP-096	3	1	3
16-DIP-097	3	1	3
16-DIP-098	3	1	3
16-DIP-099	3	1	3
16-DIP-100	3	1	3
16-DIP-101	3	4	5
16-DIP-103	3	0	1
16-DIP-104	3	1	3
16-DIP-105	3	2	3
16-DIP-106	3	3	3
16-DIP-107	3	4	5
16-DIP-108	3	2	3
16-DIP-109	3	1	3
16-DIP-110	3	0	1
16-DIP-111	3	1	3
16-DIP-112	3	1	3
16-DIP-113	3	1	3
16-DIP-114	3	1	3
16-DIP-115	3	0	1
16-DIP-116	3	2	3
16-DIP-117	3	2	3
16-DIP-118	3	2	3
16-DIP-119	3	1	3
16-DIP-120	3	2	3
16-DIP-121	3	2	3
16-DIP-122	3	3	3
16-DIP-123	3	3	3
16-DIP-124	3	3	3
16-DIP-125	3	0	1
16-DIP-126	3	1	3
16-DIP-127	3	2	3
16-DIP-128	8	2	3
16-DIP-129	3	0	1
16-DIP-130	3	0	1
16-DIP-131	3	2	3

**Distribution Connections Score**

T-Main Segment	Sub Type	Distibution Connections	Score
16-DIP-132	3	1	3
16-DIP-133	3	0	1
16-DIP-134	3	1	3
16-DIP-135	3	1	3
16-DIP-136	3	2	3
16-DIP-137	3	1	3
16-DIP-138	3	0	1
16-DIP-139	3	1	3
16-DIP-140	3	1	3
16-DIP-141	3	0	1
16-DIP-142	3	3	3
16-DIP-143	3	3	3
16-DIP-144	3	2	3
16-DIP-145	3	2	3
16-DIP-146	3	3	3
16-DIP-147	3	4	5
16-DIP-148	3	1	3
16-DIP-149	3	2	3
16-DIP-150	3	2	3
16-DIP-151	3	2	3
16-DIP-152	3	1	3
16-DIP-153	8	0	1
16-DIP-154	3	3	3
16-DIP-155	3	1	3
16-DIP-156	3	0	1
16-DIP-157	3	0	1
16-DIP-158	3	1	3
16-DIP-159	3	0	1
16-DIP-160	3	1	3
16-DIP-161	3	1	3
16-DIP-162	3	1	3
16-DIP-163	3	2	3
16-DIP-164	3	3	3
16-DIP-165	3	2	3
16-DIP-166	3	2	3
16-DIP-167	3	4	5
16-DIP-168	3	0	1
16-MLS-001	3	3	3
16-MLS-002	3	3	3
16-MLS-003	3	1	3
16-MLS-004	3	1	3
16-MLS-005	3	5	5
16-MLS-006	3	4	5
16-MLS-007	3	1	3



**Distribution Connections Score**

T-Main Segment	Sub Type	Distribution Connections	Score
16-MLS-008	3	2	3
16-MLS-009	3	2	3
16-PVC-001	3	2	3
16-PVC-002	8	0	1
16-PVC-003	3	4	5
16-PVC-004	3	4	5
16-PVC-005	3	3	3
16-PVC-006	8	2	3
16-PVC-007	3	0	1
16-PVC-008	8	2	3
16-PVC-009	8	2	3
16-PVC-010	3	0	1
16-PVC-011	3	0	1
16-PVC-012	3	0	1
16-PVC-013	3	0	1
16-PVC-014	3	2	3
18-CMLCS-001	8	0	1
18-CMLCS-002	3	0	1
18-CMLCS-003	3	3	3
18-CMLCS-004	3	0	1
18-CMLCS-005	8	0	1
18-CMLCS-006	8	0	1
18-CMLCS-007	3	0	1
18-CMLCS-008	8	0	1
18-DIP-001	3	0	1
18-DIP-002	3	3	3
18-MLS-001	3	1	3
18-MLS-002	3	2	3
18-MLS-003	3	2	3
18-MLS-004	3	2	3
18-MLS-005	3	1	3
18-MLS-006	3	3	3
18-MLS-007	3	2	3
18-MLS-008	3	2	3
20-DIP-001	8	0	1
20-DIP-002	3	2	3
20-DIP-003	3	2	3
20-DIP-004	3	2	3
20-DIP-005	3	1	3
20-DIP-006	3	1	3
20-DIP-007	3	3	3
20-DIP-008	3	2	3
20-DIP-009	3	0	1
20-MLS-001	3	3	3

**Distribution Connections Score**

T-Main Segment	Sub Type	Distribution Connections	Score
24-CMLCS-001	8	0	1
24-CMLCS-002	8	0	1
24-CMLCS-003	3	0	1
24-CMLCS-004	3	4	5
24-CMLCS-005	3	6	5
24-CMLCS-006	3	5	5
24-CMLCS-007	3	0	1
24-CMLCS-008	8	0	1
24-CMLCS-009	8	0	1
24-CMLCS-010	3	1	3
24-CMLCS-011	3	6	5
24-CMLCS-012	3	0	1
24-CMLCS-013	3	2	3
24-CMLCS-014	3	0	1
24-CMLCS-015	3	1	3
24-CMLCS-016	3	0	1
24-CMLCS-017	3	3	3
24-CMLCS-018	3	4	5
24-CMLCS-019	3	2	3
24-CMLCS-020	3	3	3
24-CMLCS-021	3	3	3
24-CMLCS-022	3	4	5
24-CMLCS-023	3	7	5
24-CMLCS-024	3	4	5
24-CMLCS-025	3	3	3
24-CMLCS-026	3	1	3
24-CMLCS-027	3	1	3
24-CMLCS-028	3	2	3
24-CMLCS-029	3	5	5
24-CMLCS-030	3	4	5
24-CMLCS-031	3	0	1
24-CMLCS-032	3	2	3
24-CMLCS-033	3	1	3
24-CMLCS-034	3	5	5
24-CMLCS-035	3	0	1
24-CMLCS-036	3	3	3
24-CMLCS-037	3	2	3
24-CMLCS-038	3	0	1
24-CMLCS-039	3	0	1
24-CMLCS-040	3	0	1
24-CMLCS-041	3	0	1
24-CMLCS-042	3	0	1
24-CMLCS-043	3	3	3
24-CMLCS-044	3	2	3

**Distribution Connections Score**

T-Main Segment	Sub Type	Distribution Connections	Score
24-CMLCS-045	8	0	1
24-CMLCS-046	3	0	1
24-CMLCS-047	8	0	1
24-CMLCS-048	3	0	1
24-CMLCS-049	8	0	1
24-CMLCS-050	8	0	1
24-CMLCS-051	8	4	5
24-CMLCS-052	8	4	5
24-CMLCS-053	8	6	5
24-CMLCS-054	8	5	5
24-CMLCS-055	8	1	3
24-DIP-001	3	0	1
24-DIP-002	3	0	1
24-DIP-003	3	0	1
24-DIP-004	3	0	1
24-DIP-005	3	0	1
24-DIP-006	3	0	1
24-DIP-007	3	0	1
24-DIP-008	3	1	3
24-DIP-009	3	2	3
24-DIP-010	3	2	3
24-DIP-011	3	3	3
24-DIP-012	3	2	3
24-DIP-013	3	3	3
24-DIP-014	3	2	3
24-DIP-015	3	1	3
24-DIP-016	3	1	3
24-DIP-017	3	2	3
24-DIP-018	3	1	3
24-DIP-019	3	2	3
24-DIP-020	3	4	5
24-DIP-021	3	1	3
24-DIP-022	3	2	3
24-DIP-023	3	2	3
24-DIP-024	3	0	1
24-DIP-025	3	2	3
24-DIP-026	3	6	5
24-DIP-027	3	3	3
24-DIP-028	3	5	5
24-DIP-029	3	4	5
24-DIP-030	3	0	1
24-DIP-031	3	0	1
24-MLS-001	3	4	5
24-MLS-002	3	1	3

**Distribution Connections Score**

T-Main Segment	Sub Type	Distribution Connections	Score
24-MLS-003	3	0	1
30-CMLCS-001	8	0	1
30-CMLCS-002	3	0	1
30-CMLCS-003	3	0	1
30-CMLCS-004	3	0	1
30-CMLCS-005	3	1	3
30-CMLCS-006	3	3	3
30-CMLCS-007	3	3	3
30-CMLCS-008	3	1	3
30-CMLCS-009	3	1	3
30-CMLCS-010	3	1	3
30-CMLCS-011	3	3	3
30-CMLCS-012	3	1	3
30-CMLCS-013	3	0	1
30-CMLCS-014	3	0	1
30-CMLCS-015	3	0	1
30-CMLCS-016	3	2	3
30-CMLCS-017	3	0	1
30-CMLCS-18	3	0	1
30-DIP-001	3	0	1
30-DIP-002	3	0	1
30-DIP-003	3	0	1
30-DIP-004	3	0	1
36-CMLCS-001	8	0	1
36-CMLCS-002	8	0	1
36-CMLCS-003	3	1	3
36-CMLCS-004	3	2	3
36-CMLCS-005	3	2	3
36-CMLCS-006	3	1	3
36-CMLCS-007	3	0	1
36-CMLCS-008	3	1	3
36-CMLCS-009	3	1	3
36-CMLCS-010	3	0	1
36-CMLCS-011	3	1	3
36-CMLCS-012	3	1	3
36-CMLCS-013	3	0	1
36-CMLCS-014	3	2	3
36-CMLCS-015	3	1	3
36-CMLCS-016	3	1	3
36-CMLCS-017	3	0	1
36-CMLCS-018	3	0	1
36-CMLCS-019	3	1	3
36-CMLCS-020	3	0	1
36-CMLCS-021	3	0	1

**Distribution Connections Score**

T-Main Segment	Sub Type	Distribution Connections	Score
36-CMLCS-022	3	0	1
36-CMLCS-023	8	0	1
36-CMLCS-024	8	0	1
36-CMLCS-025	8	0	1
36-CMLCS-026	8	0	1
48-CCP-001	3	0	1
48-CCP-002	3	0	1
48-CCP-003	3	0	1
48-CCP-004	3	0	1
48-CCP-005	3	0	1
48-CCP-006	3	0	1
48-CCP-007	3	0	1
48-CCP-008	3	0	1
48-CCP-009	8	0	1
48-CCP-010	3	1	3
48-CCP-011	3	4	5
6-ACP-001	8	3	3
6-ACP-002	8	3	3
6-DIP-001	8	0	1
8-ACP-001	8	2	3
8-ACP-002	8	2	3
8-ACP-003	8	2	3
8-ACP-004	8	2	3
8-ACP-005	8	2	3
8-ACP-006	8	2	3
8-ACP-007	8	2	3
8-ACP-008	8	2	3
8-ACP-009	8	2	3
8-ACP-010	8	0	1
8-ACP-011	8	2	3
8-ACP-012	8	2	3
8-ACP-013	8	2	3
8-ACP-014	8	0	1
8-ACP-015	8	0	1
8-ACP-016	8	0	1
8-CMLCS-001	8	0	1
8-CMLCS-002	8	2	3
8-DIP-001	8	0	1
8-DIP-002	8	2	3
8-DIP-003	8	2	3
8-DIP-004	8	2	3
8-DIP-005	8	2	3
8-DIP-006	8	2	3
8-MLS-001	8	2	3

### Distribution Connections Score

T-Main Segment	Sub Type	Distribution Connections	Score
8-MLS-002	8	2	3
8-PVC-001	8	0	1

## **Appendix J – Pipe Age**

This page intentionally left blank.



**Pipe Age Score**

T-Main Segment	Sub Type	Pipe Age	Score
10-ACP-001	8	43	3
10-ACP-002	8	58	3
10-ACP-003	8	45	3
10-ACP-004	8	51	3
10-ACP-005	8	44	3
10-ACP-006	8	44	3
10-ACP-007	8	57	3
10-ACP-008	8	8	1
10-ACP-009	8	66	4
10-ACP-010	8	63	4
10-ACP-011	8	35	2
10-ACP-012	8	48	3
10-CIP-001	8	80	4
10-CMLCS-001	8	14	1
10-CMLCS-002	8	4	1
10-DIP-001	8	4	1
10-DIP-002	8	3	1
10-DIP-003	8	18	1
10-DIP-004	8	28	2
10-MLS-001	8	66	4
10-PVC-001	8	30	2
12-ACP-001	8	80	4
12-ACP-002	8	44	3
12-ACP-003	8	61	4
12-ACP-004	8	70	4
12-ACP-005	8	62	4
12-CMLCS-001	8	18	1
12-DIP-001	8	31	2
12-DIP-002	8	32	2
12-DIP-003	8	7	1
12-DIP-004	8	18	1
12-DIP-005	8	6	1
12-DIP-006	8	9	1
12-DIP-007	8	4	1
12-DIP-008	8	2	1
12-DIP-009	8	55	3
12-DIP-010	8	44	3
12-DIP-011	8	8	1
12-DIP-012	8	18	1
12-DIP-013	8	4	1
12-DIP-014	8	13	1
12-DIP-015	8	13	1
12-DIP-016	8	14	1
12-DIP-017	8	11	1
12-MLS-001	8	59	3

### Pipe Age Score

T-Main Segment	Sub Type	Pipe Age	Score
12-MLS-002	8	62	4
12-PVC-001	8	25	2
12-PVC-002	8	36	2
12-PVC-003	8	23	2
12-PVC-004	8	21	2
12-PVC-005	8	40	2
14-DIP-001	8	21	2
14-DIP-002	8	21	2
14-DIP-003	8	21	2
14-DIP-004	8	21	2
14-DIP-005	8	21	2
16-ACP-001	3	41	3
16-ACP-002	3	40	2
16-ACP-003	3	40	2
16-ACP-004	3	32	2
16-ACP-005	3	32	2
16-ACP-006	3	32	2
16-ACP-007	3	32	2
16-CIP-001	3	80	4
16-CMLCS-001	8	14	1
16-CMLCS-002	8	14	1
16-CMLCS-003	8	14	1
16-CMLCS-004	8	14	1
16-CMLCS-005	8	14	1
16-CMLCS-006	8	14	1
16-CMLCS-007	8	14	1
16-CMLCS-008	3	18	1
16-CMLCS-009	8	14	1
16-CMLCS-010	8	14	1
16-CMLCS-011	8	4	1
16-CMLCS-012	8	22	2
16-CMLCS-013	8	22	2
16-CMLCS-014	8	22	2
16-CMLCS-015	8	14	1
16-CMLCS-016	3	16	1
16-CMLCS-017	3	16	1
16-CMLCS-018	3	15	1
16-CMLCS-019	3	16	1
16-CMLCS-020	3	25	2
16-CMLCS-021	3	18	1
16-CMLCS-022	3	18	1
16-CMLCS-023	3	18	1
16-CMLCS-024	3	21	2
16-CMLCS-025	3	54	3
16-CMLCS-026	3	16	1

### Pipe Age Score

T-Main Segment	Sub Type	Pipe Age	Score
16-CMLCS-027	3	18	1
16-DIP-001	3	32	2
16-DIP-002	3	36	2
16-DIP-003	3	36	2
16-DIP-004	3	22	2
16-DIP-005	3	22	2
16-DIP-006	3	22	2
16-DIP-007	3	36	2
16-DIP-008	3	36	2
16-DIP-009	3	36	2
16-DIP-010	3	36	2
16-DIP-011	3	32	2
16-DIP-012	3	32	2
16-DIP-013	3	32	2
16-DIP-014	3	32	2
16-DIP-015	3	32	2
16-DIP-016	3	32	2
16-DIP-017	3	39	2
16-DIP-018	3	39	2
16-DIP-019	3	39	2
16-DIP-020	3	39	2
16-DIP-021	3	20	1
16-DIP-022	3	15	1
16-DIP-023	3	15	1
16-DIP-024	3	15	1
16-DIP-025	3	15	1
16-DIP-026	3	15	1
16-DIP-027	3	16	1
16-DIP-028	3	16	1
16-DIP-029	3	16	1
16-DIP-030	3	2	1
16-DIP-031	3	26	2
16-DIP-032	3	26	2
16-DIP-033	3	23	2
16-DIP-034	3	23	2
16-DIP-035	3	23	2
16-DIP-036	3	23	2
16-DIP-037	3	23	2
16-DIP-038	3	32	2
16-DIP-039	3	32	2
16-DIP-040	3	32	2
16-DIP-041	3	32	2
16-DIP-042	3	32	2
16-DIP-043	3	32	2
16-DIP-044	3	28	2

**Pipe Age Score**

T-Main Segment	Sub Type	Pipe Age	Score
16-DIP-045	3	28	2
16-DIP-046	3	23	2
16-DIP-047	3	23	2
16-DIP-048	3	23	2
16-DIP-049	3	23	2
16-DIP-050	3	23	2
16-DIP-051	3	23	2
16-DIP-052	3	23	2
16-DIP-053	3	23	2
16-DIP-054	3	23	2
16-DIP-055	3	22	2
16-DIP-056	3	23	2
16-DIP-057	3	23	2
16-DIP-058	3	32	2
16-DIP-059	3	32	2
16-DIP-060	3	32	2
16-DIP-061	3	31	2
16-DIP-062	3	31	2
16-DIP-064	3	11	1
16-DIP-065	3	11	1
16-DIP-066	3	11	1
16-DIP-067	3	11	1
16-DIP-068	3	11	1
16-DIP-069	3	11	1
16-DIP-070	3	11	1
16-DIP-071	3	11	1
16-DIP-072	3	11	1
16-DIP-073	3	11	1
16-DIP-074	3	11	1
16-DIP-075	3	11	1
16-DIP-076	3	11	1
16-DIP-077	3	11	1
16-DIP-078	3	11	1
16-DIP-079	3	11	1
16-DIP-080	3	34	2
16-DIP-081	3	34	2
16-DIP-082	3	34	2
16-DIP-083	3	34	2
16-DIP-084	3	34	2
16-DIP-085	3	34	2
16-DIP-086	3	34	2
16-DIP-087	3	4	1
16-DIP-088	3	32	2
16-DIP-089	3	32	2
16-DIP-090	3	32	2

### Pipe Age Score

T-Main Segment	Sub Type	Pipe Age	Score
16-DIP-091	3	34	2
16-DIP-092	3	34	2
16-DIP-093	3	34	2
16-DIP-094	3	32	2
16-DIP-095	3	40	2
16-DIP-096	3	40	2
16-DIP-097	3	40	2
16-DIP-098	3	40	2
16-DIP-099	3	40	2
16-DIP-100	3	40	2
16-DIP-101	3	40	2
16-DIP-103	3	16	1
16-DIP-104	3	16	1
16-DIP-105	3	16	1
16-DIP-106	3	16	1
16-DIP-107	3	16	1
16-DIP-108	3	16	1
16-DIP-109	3	32	2
16-DIP-110	3	32	2
16-DIP-111	3	32	2
16-DIP-112	3	32	2
16-DIP-113	3	32	2
16-DIP-114	3	32	2
16-DIP-115	3	32	2
16-DIP-116	3	33	2
16-DIP-117	3	33	2
16-DIP-118	3	37	2
16-DIP-119	3	23	2
16-DIP-120	3	23	2
16-DIP-121	3	23	2
16-DIP-122	3	23	2
16-DIP-123	3	39	2
16-DIP-124	3	39	2
16-DIP-125	3	18	1
16-DIP-126	3	30	2
16-DIP-127	3	23	2
16-DIP-128	8	19	1
16-DIP-129	3	16	1
16-DIP-130	3	24	2
16-DIP-131	3	18	1
16-DIP-132	3	18	1
16-DIP-133	3	18	1
16-DIP-134	3	18	1
16-DIP-135	3	18	1
16-DIP-136	3	18	1

**Pipe Age Score**

T-Main Segment	Sub Type	Pipe Age	Score
16-DIP-137	3	18	1
16-DIP-138	3	18	1
16-DIP-139	3	18	1
16-DIP-140	3	18	1
16-DIP-141	3	18	1
16-DIP-142	3	18	1
16-DIP-143	3	11	1
16-DIP-144	3	11	1
16-DIP-145	3	11	1
16-DIP-146	3	11	1
16-DIP-147	3	11	1
16-DIP-148	3	11	1
16-DIP-149	3	11	1
16-DIP-150	3	11	1
16-DIP-151	3	13	1
16-DIP-152	3	18	1
16-DIP-153	8	40	2
16-DIP-154	3	4	1
16-DIP-155	3	4	1
16-DIP-156	3	4	1
16-DIP-157	3	4	1
16-DIP-158	3	4	1
16-DIP-159	3	1	1
16-DIP-160	3	1	1
16-DIP-161	3	1	1
16-DIP-162	3	1	1
16-DIP-163	3	5	1
16-DIP-164	3	4	1
16-DIP-165	3	4	1
16-DIP-166	3	39	2
16-DIP-167	3	15	1
16-DIP-168	3	16	1
16-MLS-001	3	62	4
16-MLS-002	3	62	4
16-MLS-003	3	54	3
16-MLS-004	3	54	3
16-MLS-005	3	54	3
16-MLS-006	3	54	3
16-MLS-007	3	54	3
16-MLS-008	3	54	3
16-MLS-009	3	54	3
16-PVC-001	3	55	3
16-PVC-002	8	18	1
16-PVC-003	3	19	1
16-PVC-004	3	19	1

**Pipe Age Score**

T-Main Segment	Sub Type	Pipe Age	Score
16-PVC-005	3	19	1
16-PVC-006	8	19	1
16-PVC-007	3	32	2
16-PVC-008	8	20	1
16-PVC-009	8	18	1
16-PVC-010	3	21	2
16-PVC-011	3	31	2
16-PVC-012	3	21	2
16-PVC-013	3	18	1
16-PVC-014	3	18	1
18-CMLCS-001	8	19	1
18-CMLCS-002	3	25	2
18-CMLCS-003	3	18	1
18-CMLCS-004	3	18	1
18-CMLCS-005	8	19	1
18-CMLCS-006	8	19	1
18-CMLCS-007	3	24	2
18-CMLCS-008	8	19	1
18-DIP-001	3	24	2
18-DIP-002	3	30	2
18-MLS-001	3	58	3
18-MLS-002	3	50	3
18-MLS-003	3	50	3
18-MLS-004	3	54	3
18-MLS-005	3	54	3
18-MLS-006	3	54	3
18-MLS-007	3	54	3
18-MLS-008	3	54	3
20-DIP-001	8	13	1
20-DIP-002	3	36	2
20-DIP-003	3	36	2
20-DIP-004	3	36	2
20-DIP-005	3	36	2
20-DIP-006	3	37	2
20-DIP-007	3	37	2
20-DIP-008	3	39	2
20-DIP-009	3	34	2
20-MLS-001	3	54	3
24-CMLCS-001	8	24	2
24-CMLCS-002	8	24	2
24-CMLCS-003	3	18	1
24-CMLCS-004	3	18	1
24-CMLCS-005	3	18	1
24-CMLCS-006	3	18	1
24-CMLCS-007	3	18	1

### Pipe Age Score

T-Main Segment	Sub Type	Pipe Age	Score
24-CMLCS-008	8	14	1
24-CMLCS-009	8	14	1
24-CMLCS-010	3	18	1
24-CMLCS-011	3	18	1
24-CMLCS-012	3	18	1
24-CMLCS-013	3	18	1
24-CMLCS-014	3	16	1
24-CMLCS-015	3	15	1
24-CMLCS-016	3	25	2
24-CMLCS-017	3	18	1
24-CMLCS-018	3	18	1
24-CMLCS-019	3	18	1
24-CMLCS-020	3	18	1
24-CMLCS-021	3	18	1
24-CMLCS-022	3	18	1
24-CMLCS-023	3	18	1
24-CMLCS-024	3	18	1
24-CMLCS-025	3	18	1
24-CMLCS-026	3	18	1
24-CMLCS-027	3	18	1
24-CMLCS-028	3	18	1
24-CMLCS-029	3	18	1
24-CMLCS-030	3	18	1
24-CMLCS-031	3	18	1
24-CMLCS-032	3	18	1
24-CMLCS-033	3	18	1
24-CMLCS-034	3	18	1
24-CMLCS-035	3	18	1
24-CMLCS-036	3	18	1
24-CMLCS-037	3	18	1
24-CMLCS-038	3	18	1
24-CMLCS-039	3	18	1
24-CMLCS-040	3	18	1
24-CMLCS-041	3	18	1
24-CMLCS-042	3	18	1
24-CMLCS-043	3	18	1
24-CMLCS-044	3	18	1
24-CMLCS-045	8	22	2
24-CMLCS-046	3	21	2
24-CMLCS-047	8	14	1
24-CMLCS-048	3	24	2
24-CMLCS-049	8	19	1
24-CMLCS-050	8	19	1
24-CMLCS-051	8	14	1
24-CMLCS-052	8	14	1



**Pipe Age Score**

T-Main Segment	Sub Type	Pipe Age	Score
24-CMLCS-053	8	14	1
24-CMLCS-054	8	14	1
24-CMLCS-055	8	4	1
24-DIP-001	3	24	2
24-DIP-002	3	24	2
24-DIP-003	3	24	2
24-DIP-004	3	18	1
24-DIP-005	3	16	1
24-DIP-006	3	24	2
24-DIP-007	3	24	2
24-DIP-008	3	16	1
24-DIP-009	3	37	2
24-DIP-010	3	37	2
24-DIP-011	3	37	2
24-DIP-012	3	37	2
24-DIP-013	3	37	2
24-DIP-014	3	38	2
24-DIP-015	3	22	2
24-DIP-016	3	22	2
24-DIP-017	3	36	2
24-DIP-018	3	36	2
24-DIP-019	3	36	2
24-DIP-020	3	18	1
24-DIP-021	3	18	1
24-DIP-022	3	18	1
24-DIP-023	3	18	1
24-DIP-024	3	18	1
24-DIP-025	3	18	1
24-DIP-026	3	18	1
24-DIP-027	3	18	1
24-DIP-028	3	18	1
24-DIP-029	3	39	2
24-DIP-030	3	18	1
24-DIP-031	3	23	2
24-MLS-001	3	54	3
24-MLS-002	3	54	3
24-MLS-003	3	54	3
30-CMLCS-001	8	24	2
30-CMLCS-002	3	24	2
30-CMLCS-003	3	24	2
30-CMLCS-004	3	24	2
30-CMLCS-005	3	18	1
30-CMLCS-006	3	18	1
30-CMLCS-007	3	18	1
30-CMLCS-008	3	18	1

**Pipe Age Score**

T-Main Segment	Sub Type	Pipe Age	Score
30-CMLCS-009	3	18	1
30-CMLCS-010	3	18	1
30-CMLCS-011	3	18	1
30-CMLCS-012	3	18	1
30-CMLCS-013	3	18	1
30-CMLCS-014	3	18	1
30-CMLCS-015	3	18	1
30-CMLCS-016	3	18	1
30-CMLCS-017	3	18	1
30-CMLCS-18	3	25	2
30-DIP-001	3	24	2
30-DIP-002	3	24	2
30-DIP-003	3	24	2
30-DIP-004	3	32	2
36-CMLCS-001	8	24	2
36-CMLCS-002	8	4	1
36-CMLCS-003	3	16	1
36-CMLCS-004	3	16	1
36-CMLCS-005	3	16	1
36-CMLCS-006	3	16	1
36-CMLCS-007	3	16	1
36-CMLCS-008	3	16	1
36-CMLCS-009	3	20	1
36-CMLCS-010	3	20	1
36-CMLCS-011	3	16	1
36-CMLCS-012	3	16	1
36-CMLCS-013	3	16	1
36-CMLCS-014	3	16	1
36-CMLCS-015	3	16	1
36-CMLCS-016	3	16	1
36-CMLCS-017	3	16	1
36-CMLCS-018	3	16	1
36-CMLCS-019	3	27	2
36-CMLCS-020	3	27	2
36-CMLCS-021	3	19	1
36-CMLCS-022	3	19	1
36-CMLCS-023	8	14	1
36-CMLCS-024	8	14	1
36-CMLCS-025	8	14	1
36-CMLCS-026	8	14	1
48-CCP-001	3	25	2
48-CCP-002	3	25	2
48-CCP-003	3	25	2
48-CCP-004	3	25	2
48-CCP-005	3	25	2

**Pipe Age Score**

T-Main Segment	Sub Type	Pipe Age	Score
48-CCP-006	3	24	2
48-CCP-007	3	24	2
48-CCP-008	3	24	2
48-CCP-009	8	24	2
48-CCP-010	3	24	2
48-CCP-011	3	24	2
6-ACP-001	8	73	4
6-ACP-002	8	80	4
6-DIP-001	8	14	1
8-ACP-001	8	66	4
8-ACP-002	8	67	4
8-ACP-003	8	48	3
8-ACP-004	8	54	3
8-ACP-005	8	62	4
8-ACP-006	8	64	4
8-ACP-007	8	65	4
8-ACP-008	8	66	4
8-ACP-009	8	72	4
8-ACP-010	8	73	4
8-ACP-011	8	66	4
8-ACP-012	8	62	4
8-ACP-013	8	47	3
8-ACP-014	8	59	3
8-ACP-015	8	74	4
8-ACP-016	8	74	4
8-CMLCS-001	8	21	2
8-CMLCS-002	8	21	2
8-DIP-001	8	73	4
8-DIP-002	8	12	1
8-DIP-003	8	7	1
8-DIP-004	8	4	1
8-DIP-005	8	2	1
8-DIP-006	8	20	1
8-MLS-001	8	65	4
8-MLS-002	8	61	4
8-PVC-001	8	31	2

This page intentionally left blank.

## **Appendix K – Pipe Material**

This page intentionally left blank.

**Pipe Material Score**

T-Main Segment	Sub Type	Material	Score
10-ACP-001	8	AC	4
10-ACP-002	8	AC	4
10-ACP-003	8	AC	4
10-ACP-004	8	AC	4
10-ACP-005	8	AC	4
10-ACP-006	8	AC	4
10-ACP-007	8	AC	4
10-ACP-008	8	AC	4
10-ACP-009	8	AC	4
10-ACP-010	8	AC	4
10-ACP-011	8	AC	4
10-ACP-012	8	AC	4
10-CIP-001	8	CI	5
10-CMLCS-001	8	CMLCS	1
10-CMLCS-002	8	CMLCS	1
10-DIP-001	8	DI	2
10-DIP-002	8	DI	2
10-DIP-003	8	DI	2
10-DIP-004	8	DI	2
10-MLS-001	8	MLS	5
10-PVC-001	8	PVC	3
12-ACP-001	8	AC	4
12-ACP-002	8	AC	4
12-ACP-003	8	AC	4
12-ACP-004	8	AC	4
12-ACP-005	8	AC	4
12-CMLCS-001	8	CMLCS	1
12-DIP-001	8	DI	2
12-DIP-002	8	DI	2
12-DIP-003	8	DI	2
12-DIP-004	8	DI	2
12-DIP-005	8	DI	2
12-DIP-006	8	DI	2
12-DIP-007	8	DI	2
12-DIP-008	8	DI	2
12-DIP-009	8	DI	2
12-DIP-010	8	DI	2
12-DIP-011	8	DI	2
12-DIP-012	8	DI	2
12-DIP-013	8	DI	2
12-DIP-014	8	DI	2
12-DIP-015	8	DI	2
12-DIP-016	8	DI	2
12-DIP-017	8	DI	2
12-MLS-001	8	MLS	5

### Pipe Material Score

T-Main Segment	Sub Type	Material	Score
12-MLS-002	8	MLS	5
12-PVC-001	8	PVC	3
12-PVC-002	8	PVC	3
12-PVC-003	8	PVC	3
12-PVC-004	8	PVC	3
12-PVC-005	8	PVC	3
14-DIP-001	8	DI	2
14-DIP-002	8	DI	2
14-DIP-003	8	DI	2
14-DIP-004	8	DI	2
14-DIP-005	8	DI	2
16-ACP-001	3	AC	4
16-ACP-002	3	AC	4
16-ACP-003	3	AC	4
16-ACP-004	3	AC	4
16-ACP-005	3	AC	4
16-ACP-006	3	AC	4
16-ACP-007	3	AC	4
16-CIP-001	3	CI	5
16-CMLCS-001	8	CMLCS	1
16-CMLCS-002	8	CMLCS	1
16-CMLCS-003	8	CMLCS	1
16-CMLCS-004	8	CMLCS	1
16-CMLCS-005	8	CMLCS	1
16-CMLCS-006	8	CMLCS	1
16-CMLCS-007	8	CMLCS	1
16-CMLCS-008	3	CMLCS	1
16-CMLCS-009	8	CMLCS	1
16-CMLCS-010	8	CMLCS	1
16-CMLCS-011	8	CMLCS	1
16-CMLCS-012	8	CMLCS	1
16-CMLCS-013	8	CMLCS	1
16-CMLCS-014	8	CMLCS	1
16-CMLCS-015	8	CMLCS	1
16-CMLCS-016	3	CMLCS	1
16-CMLCS-017	3	CMLCS	1
16-CMLCS-018	3	CMLCS	1
16-CMLCS-019	3	CMLCS	1
16-CMLCS-020	3	CMLCS	1
16-CMLCS-021	3	CMLCS	1
16-CMLCS-022	3	CMLCS	1
16-CMLCS-023	3	CMLCS	1
16-CMLCS-024	3	CMLCS	1
16-CMLCS-025	3	CMLCS	1
16-CMLCS-026	3	CMLCS	1



### Pipe Material Score

T-Main Segment	Sub Type	Material	Score
16-CMLCS-027	3	CMLCS	1
16-DIP-001	3	DI	2
16-DIP-002	3	DI	2
16-DIP-003	3	DI	2
16-DIP-004	3	DI	2
16-DIP-005	3	DI	2
16-DIP-006	3	DI	2
16-DIP-007	3	DI	2
16-DIP-008	3	DI	2
16-DIP-009	3	DI	2
16-DIP-010	3	DI	2
16-DIP-011	3	DI	2
16-DIP-012	3	DI	2
16-DIP-013	3	DI	2
16-DIP-014	3	DI	2
16-DIP-015	3	DI	2
16-DIP-016	3	DI	2
16-DIP-017	3	DI	2
16-DIP-018	3	DI	2
16-DIP-019	3	DI	2
16-DIP-020	3	DI	2
16-DIP-021	3	DI	2
16-DIP-022	3	DI	2
16-DIP-023	3	DI	2
16-DIP-024	3	DI	2
16-DIP-025	3	DI	2
16-DIP-026	3	DI	2
16-DIP-027	3	DI	2
16-DIP-028	3	DI	2
16-DIP-029	3	DI	2
16-DIP-030	3	DI	2
16-DIP-031	3	DI	2
16-DIP-032	3	DI	2
16-DIP-033	3	DI	2
16-DIP-034	3	DI	2
16-DIP-035	3	DI	2
16-DIP-036	3	DI	2
16-DIP-037	3	DI	2
16-DIP-038	3	DI	2
16-DIP-039	3	DI	2
16-DIP-040	3	DI	2
16-DIP-041	3	DI	2
16-DIP-042	3	DI	2
16-DIP-043	3	DI	2
16-DIP-044	3	DI	2

### Pipe Material Score

T-Main Segment	Sub Type	Material	Score
16-DIP-045	3	DI	2
16-DIP-046	3	DI	2
16-DIP-047	3	DI	2
16-DIP-048	3	DI	2
16-DIP-049	3	DI	2
16-DIP-050	3	DI	2
16-DIP-051	3	DI	2
16-DIP-052	3	DI	2
16-DIP-053	3	DI	2
16-DIP-054	3	DI	2
16-DIP-055	3	DI	2
16-DIP-056	3	DI	2
16-DIP-057	3	DI	2
16-DIP-058	3	DI	2
16-DIP-059	3	DI	2
16-DIP-060	3	DI	2
16-DIP-061	3	DI	2
16-DIP-062	3	DI	2
16-DIP-064	3	DI	2
16-DIP-065	3	DI	2
16-DIP-066	3	DI	2
16-DIP-067	3	DI	2
16-DIP-068	3	DI	2
16-DIP-069	3	DI	2
16-DIP-070	3	DI	2
16-DIP-071	3	DI	2
16-DIP-072	3	DI	2
16-DIP-073	3	DI	2
16-DIP-074	3	DI	2
16-DIP-075	3	DI	2
16-DIP-076	3	DI	2
16-DIP-077	3	DI	2
16-DIP-078	3	DI	2
16-DIP-079	3	DI	2
16-DIP-080	3	DI	2
16-DIP-081	3	DI	2
16-DIP-082	3	DI	2
16-DIP-083	3	DI	2
16-DIP-084	3	DI	2
16-DIP-085	3	DI	2
16-DIP-086	3	DI	2
16-DIP-087	3	DI	2
16-DIP-088	3	DI	2
16-DIP-089	3	DI	2
16-DIP-090	3	DI	2

### Pipe Material Score

T-Main Segment	Sub Type	Material	Score
16-DIP-091	3	DI	2
16-DIP-092	3	DI	2
16-DIP-093	3	DI	2
16-DIP-094	3	DI	2
16-DIP-095	3	DI	2
16-DIP-096	3	DI	2
16-DIP-097	3	DI	2
16-DIP-098	3	DI	2
16-DIP-099	3	DI	2
16-DIP-100	3	DI	2
16-DIP-101	3	DI	2
16-DIP-103	3	DI	2
16-DIP-104	3	DI	2
16-DIP-105	3	DI	2
16-DIP-106	3	DI	2
16-DIP-107	3	DI	2
16-DIP-108	3	DI	2
16-DIP-109	3	DI	2
16-DIP-110	3	DI	2
16-DIP-111	3	DI	2
16-DIP-112	3	DI	2
16-DIP-113	3	DI	2
16-DIP-114	3	DI	2
16-DIP-115	3	DI	2
16-DIP-116	3	DI	2
16-DIP-117	3	DI	2
16-DIP-118	3	DI	2
16-DIP-119	3	DI	2
16-DIP-120	3	DI	2
16-DIP-121	3	DI	2
16-DIP-122	3	DI	2
16-DIP-123	3	DI	2
16-DIP-124	3	DI	2
16-DIP-125	3	DI	2
16-DIP-126	3	DI	2
16-DIP-127	3	DI	2
16-DIP-128	8	DI	2
16-DIP-129	3	DI	2
16-DIP-130	3	DI	2
16-DIP-131	3	DI	2
16-DIP-132	3	DI	2
16-DIP-133	3	DI	2
16-DIP-134	3	DI	2
16-DIP-135	3	DI	2
16-DIP-136	3	DI	2

### Pipe Material Score

T-Main Segment	Sub Type	Material	Score
16-DIP-137	3	DI	2
16-DIP-138	3	DI	2
16-DIP-139	3	DI	2
16-DIP-140	3	DI	2
16-DIP-141	3	DI	2
16-DIP-142	3	DI	2
16-DIP-143	3	DI	2
16-DIP-144	3	DI	2
16-DIP-145	3	DI	2
16-DIP-146	3	DI	2
16-DIP-147	3	DI	2
16-DIP-148	3	DI	2
16-DIP-149	3	DI	2
16-DIP-150	3	DI	2
16-DIP-151	3	DI	2
16-DIP-152	3	DI	2
16-DIP-153	8	DI	2
16-DIP-154	3	DI	2
16-DIP-155	3	DI	2
16-DIP-156	3	DI	2
16-DIP-157	3	DI	2
16-DIP-158	3	DI	2
16-DIP-159	3	DI	2
16-DIP-160	3	DI	2
16-DIP-161	3	DI	2
16-DIP-162	3	DI	2
16-DIP-163	3	DI	2
16-DIP-164	3	DI	2
16-DIP-165	3	DI	2
16-DIP-166	3	DI	2
16-DIP-167	3	DI	2
16-DIP-168	3	DI	2
16-MLS-001	3	MLS	5
16-MLS-002	3	MLS	5
16-MLS-003	3	MLS	5
16-MLS-004	3	MLS	5
16-MLS-005	3	MLS	5
16-MLS-006	3	MLS	5
16-MLS-007	3	MLS	5
16-MLS-008	3	MLS	5
16-MLS-009	3	MLS	5
16-PVC-001	3	PVC	3
16-PVC-002	8	PVC	3
16-PVC-003	3	PVC	3
16-PVC-004	3	PVC	3

### Pipe Material Score

T-Main Segment	Sub Type	Material	Score
16-PVC-005	3	PVC	3
16-PVC-006	8	PVC	3
16-PVC-007	3	PVC	3
16-PVC-008	8	PVC	3
16-PVC-009	8	PVC	3
16-PVC-010	3	PVC	3
16-PVC-011	3	PVC	3
16-PVC-012	3	PVC	3
16-PVC-013	3	PVC	3
16-PVC-014	3	PVC	3
18-CMLCS-001	8	CMLCS	1
18-CMLCS-002	3	CMLCS	1
18-CMLCS-003	3	CMLCS	1
18-CMLCS-004	3	CMLCS	1
18-CMLCS-005	8	CMLCS	1
18-CMLCS-006	8	CMLCS	1
18-CMLCS-007	3	CMLCS	1
18-CMLCS-008	8	CMLCS	1
18-DIP-001	3	DI	2
18-DIP-002	3	DI	2
18-MLS-001	3	MLS	5
18-MLS-002	3	MLS	5
18-MLS-003	3	MLS	5
18-MLS-004	3	MLS	5
18-MLS-005	3	MLS	5
18-MLS-006	3	MLS	5
18-MLS-007	3	MLS	5
18-MLS-008	3	MLS	5
20-DIP-001	8	DI	2
20-DIP-002	3	DI	2
20-DIP-003	3	DI	2
20-DIP-004	3	DI	2
20-DIP-005	3	DI	2
20-DIP-006	3	DI	2
20-DIP-007	3	DI	2
20-DIP-008	3	DI	2
20-DIP-009	3	DI	2
20-MLS-001	3	MLS	5
24-CMLCS-001	8	CMLCS	1
24-CMLCS-002	8	CMLCS	1
24-CMLCS-003	3	CMLCS	1
24-CMLCS-004	3	CMLCS	1
24-CMLCS-005	3	CMLCS	1
24-CMLCS-006	3	CMLCS	1
24-CMLCS-007	3	CMLCS	1

**Pipe Material Score**

T-Main Segment	Sub Type	Material	Score
24-CMLCS-008	8	CMLCS	1
24-CMLCS-009	8	CMLCS	1
24-CMLCS-010	3	CMLCS	1
24-CMLCS-011	3	CMLCS	1
24-CMLCS-012	3	CMLCS	1
24-CMLCS-013	3	CMLCS	1
24-CMLCS-014	3	CMLCS	1
24-CMLCS-015	3	CMLCS	1
24-CMLCS-016	3	CMLCS	1
24-CMLCS-017	3	CMLCS	1
24-CMLCS-018	3	CMLCS	1
24-CMLCS-019	3	CMLCS	1
24-CMLCS-020	3	CMLCS	1
24-CMLCS-021	3	CMLCS	1
24-CMLCS-022	3	CMLCS	1
24-CMLCS-023	3	CMLCS	1
24-CMLCS-024	3	CMLCS	1
24-CMLCS-025	3	CMLCS	1
24-CMLCS-026	3	CMLCS	1
24-CMLCS-027	3	CMLCS	1
24-CMLCS-028	3	CMLCS	1
24-CMLCS-029	3	CMLCS	1
24-CMLCS-030	3	CMLCS	1
24-CMLCS-031	3	CMLCS	1
24-CMLCS-032	3	CMLCS	1
24-CMLCS-033	3	CMLCS	1
24-CMLCS-034	3	CMLCS	1
24-CMLCS-035	3	CMLCS	1
24-CMLCS-036	3	CMLCS	1
24-CMLCS-037	3	CMLCS	1
24-CMLCS-038	3	CMLCS	1
24-CMLCS-039	3	CMLCS	1
24-CMLCS-040	3	CMLCS	1
24-CMLCS-041	3	CMLCS	1
24-CMLCS-042	3	CMLCS	1
24-CMLCS-043	3	CMLCS	1
24-CMLCS-044	3	CMLCS	1
24-CMLCS-045	8	CMLCS	1
24-CMLCS-046	3	CMLCS	1
24-CMLCS-047	8	CMLCS	1
24-CMLCS-048	3	CMLCS	1
24-CMLCS-049	8	CMLCS	1
24-CMLCS-050	8	CMLCS	1
24-CMLCS-051	8	CMLCS	1
24-CMLCS-052	8	CMLCS	1

### Pipe Material Score

T-Main Segment	Sub Type	Material	Score
24-CMLCS-053	8	CMLCS	1
24-CMLCS-054	8	CMLCS	1
24-CMLCS-055	8	CMLCS	1
24-DIP-001	3	DI	2
24-DIP-002	3	DI	2
24-DIP-003	3	DI	2
24-DIP-004	3	DI	2
24-DIP-005	3	DI	2
24-DIP-006	3	DI	2
24-DIP-007	3	DI	2
24-DIP-008	3	DI	2
24-DIP-009	3	DI	2
24-DIP-010	3	DI	2
24-DIP-011	3	DI	2
24-DIP-012	3	DI	2
24-DIP-013	3	DI	2
24-DIP-014	3	DI	2
24-DIP-015	3	DI	2
24-DIP-016	3	DI	2
24-DIP-017	3	DI	2
24-DIP-018	3	DI	2
24-DIP-019	3	DI	2
24-DIP-020	3	DI	2
24-DIP-021	3	DI	2
24-DIP-022	3	DI	2
24-DIP-023	3	DI	2
24-DIP-024	3	DI	2
24-DIP-025	3	DI	2
24-DIP-026	3	DI	2
24-DIP-027	3	DI	2
24-DIP-028	3	DI	2
24-DIP-029	3	DI	2
24-DIP-030	3	DI	2
24-DIP-031	3	DI	2
24-MLS-001	3	MLS	5
24-MLS-002	3	MLS	5
24-MLS-003	3	MLS	5
30-CMLCS-001	8	CMLCS	1
30-CMLCS-002	3	CMLCS	1
30-CMLCS-003	3	CMLCS	1
30-CMLCS-004	3	CMLCS	1
30-CMLCS-005	3	CMLCS	1
30-CMLCS-006	3	CMLCS	1
30-CMLCS-007	3	CMLCS	1
30-CMLCS-008	3	CMLCS	1

### Pipe Material Score

T-Main Segment	Sub Type	Material	Score
30-CMLCS-009	3	CMLCS	1
30-CMLCS-010	3	CMLCS	1
30-CMLCS-011	3	CMLCS	1
30-CMLCS-012	3	CMLCS	1
30-CMLCS-013	3	CMLCS	1
30-CMLCS-014	3	CMLCS	1
30-CMLCS-015	3	CMLCS	1
30-CMLCS-016	3	CMLCS	1
30-CMLCS-017	3	CMLCS	1
30-CMLCS-18	3	CMLCS	1
30-DIP-001	3	DI	2
30-DIP-002	3	DI	2
30-DIP-003	3	DI	2
30-DIP-004	3	DI	2
36-CMLCS-001	8	CMLCS	1
36-CMLCS-002	8	CMLCS	1
36-CMLCS-003	3	CMLCS	1
36-CMLCS-004	3	CMLCS	1
36-CMLCS-005	3	CMLCS	1
36-CMLCS-006	3	CMLCS	1
36-CMLCS-007	3	CMLCS	1
36-CMLCS-008	3	CMLCS	1
36-CMLCS-009	3	CMLCS	1
36-CMLCS-010	3	CMLCS	1
36-CMLCS-011	3	CMLCS	1
36-CMLCS-012	3	CMLCS	1
36-CMLCS-013	3	CMLCS	1
36-CMLCS-014	3	CMLCS	1
36-CMLCS-015	3	CMLCS	1
36-CMLCS-016	3	CMLCS	1
36-CMLCS-017	3	CMLCS	1
36-CMLCS-018	3	CMLCS	1
36-CMLCS-019	3	CMLCS	1
36-CMLCS-020	3	CMLCS	1
36-CMLCS-021	3	CMLCS	1
36-CMLCS-022	3	CMLCS	1
36-CMLCS-023	8	CMLCS	1
36-CMLCS-024	8	CMLCS	1
36-CMLCS-025	8	CMLCS	1
36-CMLCS-026	8	CMLCS	1
48-CCP-001	3	CC	1
48-CCP-002	3	CC	1
48-CCP-003	3	CC	1
48-CCP-004	3	CC	1
48-CCP-005	3	CC	1



### Pipe Material Score

T-Main Segment	Sub Type	Material	Score
48-CCP-006	3	CC	1
48-CCP-007	3	CC	1
48-CCP-008	3	CC	1
48-CCP-009	8	CC	1
48-CCP-010	3	CC	1
48-CCP-011	3	CC	1
6-ACP-001	8	AC	4
6-ACP-002	8	AC	4
6-DIP-001	8	DI	2
8-ACP-001	8	AC	4
8-ACP-002	8	AC	4
8-ACP-003	8	AC	4
8-ACP-004	8	AC	4
8-ACP-005	8	AC	4
8-ACP-006	8	AC	4
8-ACP-007	8	AC	4
8-ACP-008	8	AC	4
8-ACP-009	8	AC	4
8-ACP-010	8	AC	4
8-ACP-011	8	AC	4
8-ACP-012	8	AC	4
8-ACP-013	8	AC	4
8-ACP-014	8	AC	4
8-ACP-015	8	AC	4
8-ACP-016	8	AC	4
8-CMLCS-001	8	CMLCS	1
8-CMLCS-002	8	CMLCS	1
8-DIP-001	8	DI	2
8-DIP-002	8	DI	2
8-DIP-003	8	DI	2
8-DIP-004	8	DI	2
8-DIP-005	8	DI	2
8-DIP-006	8	DI	2
8-MLS-001	8	MLS	5
8-MLS-002	8	MLS	5
8-PVC-001	8	PVC	3

This page intentionally left blank.

## **Appendix L – Failure Rate (Leaks/Segment)**

This page intentionally left blank.

**Failure Rate Score**

T-Main Segment	Sub Type	Leaks/Segment	Score
10-ACP-001	8	0	1
10-ACP-002	8	0	1
10-ACP-003	8	0	1
10-ACP-004	8	0	1
10-ACP-005	8	0	1
10-ACP-006	8	0	1
10-ACP-007	8	0	1
10-ACP-008	8	0	1
10-ACP-009	8	0	1
10-ACP-010	8	0	1
10-ACP-011	8	0	1
10-ACP-012	8	0	1
10-CIP-001	8	0	1
10-CMLCS-001	8	0	1
10-CMLCS-002	8	0	1
10-DIP-001	8	0	1
10-DIP-002	8	0	1
10-DIP-003	8	0	1
10-DIP-004	8	0	1
10-MLS-001	8	0	1
10-PVC-001	8	0	1
12-ACP-001	8	0	1
12-ACP-002	8	0	1
12-ACP-003	8	0	1
12-ACP-004	8	0	1
12-ACP-005	8	0	1
12-CMLCS-001	8	0	1
12-DIP-001	8	0	1
12-DIP-002	8	0	1
12-DIP-003	8	0	1
12-DIP-004	8	0	1
12-DIP-005	8	0	1
12-DIP-006	8	0	1
12-DIP-007	8	0	1
12-DIP-008	8	0	1
12-DIP-009	8	0	1
12-DIP-010	8	0	1
12-DIP-011	8	0	1
12-DIP-012	8	0	1
12-DIP-013	8	0	1
12-DIP-014	8	0	1
12-DIP-015	8	0	1
12-DIP-016	8	0	1
12-DIP-017	8	0	1
12-MLS-001	8	0	1

**Failure Rate Score**

T-Main Segment	Sub Type	Leaks/Segment	Score
12-MLS-002	8	0	1
12-PVC-001	8	0	1
12-PVC-002	8	0	1
12-PVC-003	8	0	1
12-PVC-004	8	0	1
12-PVC-005	8	0	1
14-DIP-001	8	0	1
14-DIP-002	8	0	1
14-DIP-003	8	0	1
14-DIP-004	8	0	1
14-DIP-005	8	0	1
16-ACP-001	3	0	1
16-ACP-002	3	0	1
16-ACP-003	3	0	1
16-ACP-004	3	0	1
16-ACP-005	3	0	1
16-ACP-006	3	0	1
16-ACP-007	3	0	1
16-CIP-001	3	0	1
16-CMLCS-001	8	0	1
16-CMLCS-002	8	0	1
16-CMLCS-003	8	0	1
16-CMLCS-004	8	0	1
16-CMLCS-005	8	0	1
16-CMLCS-006	8	0	1
16-CMLCS-007	8	0	1
16-CMLCS-008	3	0	1
16-CMLCS-009	8	0	1
16-CMLCS-010	8	0	1
16-CMLCS-011	8	0	1
16-CMLCS-012	8	0	1
16-CMLCS-013	8	0	1
16-CMLCS-014	8	0	1
16-CMLCS-015	8	0	1
16-CMLCS-016	3	0	1
16-CMLCS-017	3	0	1
16-CMLCS-018	3	0	1
16-CMLCS-019	3	0	1
16-CMLCS-020	3	0	1
16-CMLCS-021	3	0	1
16-CMLCS-022	3	0	1
16-CMLCS-023	3	0	1
16-CMLCS-024	3	0	1
16-CMLCS-025	3	0	1
16-CMLCS-026	3	0	1

**Failure Rate Score**

T-Main Segment	Sub Type	Leaks/Segment	Score
16-CMLCS-027	3	0	1
16-DIP-001	3	0	1
16-DIP-002	3	0	1
16-DIP-003	3	0	1
16-DIP-004	3	0	1
16-DIP-005	3	0	1
16-DIP-006	3	0	1
16-DIP-007	3	0	1
16-DIP-008	3	0	1
16-DIP-009	3	0	1
16-DIP-010	3	0	1
16-DIP-011	3	0	1
16-DIP-012	3	0	1
16-DIP-013	3	0	1
16-DIP-014	3	0	1
16-DIP-015	3	0	1
16-DIP-016	3	0	1
16-DIP-017	3	0	1
16-DIP-018	3	0	1
16-DIP-019	3	0	1
16-DIP-020	3	0	1
16-DIP-021	3	0	1
16-DIP-022	3	0	1
16-DIP-023	3	0	1
16-DIP-024	3	0	1
16-DIP-025	3	0	1
16-DIP-026	3	0	1
16-DIP-027	3	0	1
16-DIP-028	3	0	1
16-DIP-029	3	0	1
16-DIP-030	3	0	1
16-DIP-031	3	0	1
16-DIP-032	3	0	1
16-DIP-033	3	0	1
16-DIP-034	3	0	1
16-DIP-035	3	0	1
16-DIP-036	3	0	1
16-DIP-037	3	0	1
16-DIP-038	3	0	1
16-DIP-039	3	0	1
16-DIP-040	3	0	1
16-DIP-041	3	0	1
16-DIP-042	3	0	1
16-DIP-043	3	0	1
16-DIP-044	3	0	1

**Failure Rate Score**

T-Main Segment	Sub Type	Leaks/Segment	Score
16-DIP-045	3	0	1
16-DIP-046	3	0	1
16-DIP-047	3	0	1
16-DIP-048	3	0	1
16-DIP-049	3	0	1
16-DIP-050	3	0	1
16-DIP-051	3	0	1
16-DIP-052	3	0	1
16-DIP-053	3	0	1
16-DIP-054	3	0	1
16-DIP-055	3	0	1
16-DIP-056	3	0	1
16-DIP-057	3	0	1
16-DIP-058	3	0	1
16-DIP-059	3	0	1
16-DIP-060	3	0	1
16-DIP-061	3	0	1
16-DIP-062	3	0	1
16-DIP-064	3	0	1
16-DIP-065	3	0	1
16-DIP-066	3	0	1
16-DIP-067	3	0	1
16-DIP-068	3	0	1
16-DIP-069	3	0	1
16-DIP-070	3	0	1
16-DIP-071	3	0	1
16-DIP-072	3	0	1
16-DIP-073	3	0	1
16-DIP-074	3	0	1
16-DIP-075	3	0	1
16-DIP-076	3	0	1
16-DIP-077	3	0	1
16-DIP-078	3	0	1
16-DIP-079	3	0	1
16-DIP-080	3	0	1
16-DIP-081	3	0	1
16-DIP-082	3	0	1
16-DIP-083	3	0	1
16-DIP-084	3	0	1
16-DIP-085	3	0	1
16-DIP-086	3	0	1
16-DIP-087	3	0	1
16-DIP-088	3	0	1
16-DIP-089	3	0	1
16-DIP-090	3	0	1



**Failure Rate Score**

T-Main Segment	Sub Type	Leaks/Segment	Score
16-DIP-091	3	0	1
16-DIP-092	3	0	1
16-DIP-093	3	0	1
16-DIP-094	3	0	1
16-DIP-095	3	0	1
16-DIP-096	3	0	1
16-DIP-097	3	0	1
16-DIP-098	3	0	1
16-DIP-099	3	0	1
16-DIP-100	3	0	1
16-DIP-101	3	0	1
16-DIP-103	3	0	1
16-DIP-104	3	0	1
16-DIP-105	3	0	1
16-DIP-106	3	0	1
16-DIP-107	3	0	1
16-DIP-108	3	0	1
16-DIP-109	3	0	1
16-DIP-110	3	0	1
16-DIP-111	3	0	1
16-DIP-112	3	0	1
16-DIP-113	3	0	1
16-DIP-114	3	0	1
16-DIP-115	3	0	1
16-DIP-116	3	0	1
16-DIP-117	3	0	1
16-DIP-118	3	0	1
16-DIP-119	3	0	1
16-DIP-120	3	0	1
16-DIP-121	3	0	1
16-DIP-122	3	0	1
16-DIP-123	3	0	1
16-DIP-124	3	0	1
16-DIP-125	3	0	1
16-DIP-126	3	0	1
16-DIP-127	3	0	1
16-DIP-128	8	0	1
16-DIP-129	3	0	1
16-DIP-130	3	0	1
16-DIP-131	3	0	1
16-DIP-132	3	0	1
16-DIP-133	3	0	1
16-DIP-134	3	0	1
16-DIP-135	3	0	1
16-DIP-136	3	0	1

**Failure Rate Score**

T-Main Segment	Sub Type	Leaks/Segment	Score
16-DIP-137	3	0	1
16-DIP-138	3	0	1
16-DIP-139	3	0	1
16-DIP-140	3	0	1
16-DIP-141	3	0	1
16-DIP-142	3	0	1
16-DIP-143	3	0	1
16-DIP-144	3	0	1
16-DIP-145	3	0	1
16-DIP-146	3	0	1
16-DIP-147	3	0	1
16-DIP-148	3	0	1
16-DIP-149	3	0	1
16-DIP-150	3	0	1
16-DIP-151	3	0	1
16-DIP-152	3	0	1
16-DIP-153	8	0	1
16-DIP-154	3	0	1
16-DIP-155	3	0	1
16-DIP-156	3	0	1
16-DIP-157	3	0	1
16-DIP-158	3	0	1
16-DIP-159	3	0	1
16-DIP-160	3	0	1
16-DIP-161	3	0	1
16-DIP-162	3	0	1
16-DIP-163	3	0	1
16-DIP-164	3	0	1
16-DIP-165	3	0	1
16-DIP-166	3	0	1
16-DIP-167	3	0	1
16-DIP-168	3	0	1
16-DIP-169	3	0	1
16-MLS-001	3	0	1
16-MLS-002	3	0	1
16-MLS-003	3	0	1
16-MLS-004	3	0	1
16-MLS-005	3	0	1
16-MLS-006	3	0	1
16-MLS-007	3	0	1
16-MLS-008	3	0	1
16-MLS-009	3	0	1
16-PVC-001	3	0	1
16-PVC-002	8	0	1
16-PVC-003	3	0	1

**Failure Rate Score**

T-Main Segment	Sub Type	Leaks/Segment	Score
16-PVC-004	3	0	1
16-PVC-005	3	0	1
16-PVC-006	8	0	1
16-PVC-007	3	0	1
16-PVC-008	8	0	1
16-PVC-009	8	0	1
16-PVC-010	3	0	1
16-PVC-011	3	0	1
16-PVC-012	3	0	1
16-PVC-013	3	0	1
16-PVC-014	3	0	1
18-CMLCS-001	8	0	1
18-CMLCS-002	3	0	1
18-CMLCS-003	3	0	1
18-CMLCS-004	3	0	1
18-CMLCS-005	8	0	1
18-CMLCS-006	8	0	1
18-CMLCS-007	3	0	1
18-CMLCS-008	8	0	1
18-DIP-001	3	0	1
18-DIP-002	3	0	1
18-MLS-001	3	0	1
18-MLS-002	3	0	1
18-MLS-003	3	0	1
18-MLS-004	3	0	1
18-MLS-005	3	0	1
18-MLS-006	3	0	1
18-MLS-007	3	0	1
18-MLS-008	3	0	1
20-DIP-001	8	0	1
20-DIP-002	3	0	1
20-DIP-003	3	0	1
20-DIP-004	3	0	1
20-DIP-005	3	0	1
20-DIP-006	3	0	1
20-DIP-007	3	0	1
20-DIP-008	3	0	1
20-DIP-009	3	0	1
20-MLS-001	3	0	1
24-CMLCS-001	8	0	1
24-CMLCS-002	8	0	1
24-CMLCS-003	3	0	1
24-CMLCS-004	3	0	1
24-CMLCS-005	3	0	1
24-CMLCS-006	3	0	1

**Failure Rate Score**

T-Main Segment	Sub Type	Leaks/Segment	Score
24-CMLCS-007	3	0	1
24-CMLCS-008	8	0	1
24-CMLCS-009	8	0	1
24-CMLCS-010	3	0	1
24-CMLCS-011	3	0	1
24-CMLCS-012	3	0	1
24-CMLCS-013	3	0	1
24-CMLCS-014	3	0	1
24-CMLCS-015	3	0	1
24-CMLCS-016	3	0	1
24-CMLCS-017	3	0	1
24-CMLCS-018	3	0	1
24-CMLCS-019	3	0	1
24-CMLCS-020	3	0	1
24-CMLCS-021	3	0	1
24-CMLCS-022	3	0	1
24-CMLCS-023	3	0	1
24-CMLCS-024	3	0	1
24-CMLCS-025	3	0	1
24-CMLCS-026	3	0	1
24-CMLCS-027	3	0	1
24-CMLCS-028	3	0	1
24-CMLCS-029	3	0	1
24-CMLCS-030	3	0	1
24-CMLCS-031	3	0	1
24-CMLCS-032	3	0	1
24-CMLCS-033	3	0	1
24-CMLCS-034	3	0	1
24-CMLCS-035	3	0	1
24-CMLCS-036	3	0	1
24-CMLCS-037	3	0	1
24-CMLCS-038	3	0	1
24-CMLCS-039	3	0	1
24-CMLCS-040	3	0	1
24-CMLCS-041	3	0	1
24-CMLCS-042	3	0	1
24-CMLCS-043	3	0	1
24-CMLCS-044	3	0	1
24-CMLCS-045	8	0	1
24-CMLCS-046	3	0	1
24-CMLCS-047	8	0	1
24-CMLCS-048	3	0	1
24-CMLCS-049	8	0	1
24-CMLCS-050	8	0	1
24-CMLCS-051	8	0	1

**Failure Rate Score**

T-Main Segment	Sub Type	Leaks/Segment	Score
24-CMLCS-052	8	0	1
24-CMLCS-053	8	0	1
24-CMLCS-054	8	0	1
24-CMLCS-055	8	0	1
24-DIP-001	3	0	1
24-DIP-002	3	0	1
24-DIP-003	3	0	1
24-DIP-004	3	0	1
24-DIP-005	3	0	1
24-DIP-006	3	0	1
24-DIP-007	3	0	1
24-DIP-008	3	0	1
24-DIP-009	3	0	1
24-DIP-010	3	0	1
24-DIP-011	3	0	1
24-DIP-012	3	0	1
24-DIP-013	3	0	1
24-DIP-014	3	0	1
24-DIP-015	3	0	1
24-DIP-016	3	0	1
24-DIP-017	3	0	1
24-DIP-018	3	0	1
24-DIP-019	3	0	1
24-DIP-020	3	0	1
24-DIP-021	3	0	1
24-DIP-022	3	0	1
24-DIP-023	3	0	1
24-DIP-024	3	0	1
24-DIP-025	3	0	1
24-DIP-026	3	0	1
24-DIP-027	3	0	1
24-DIP-028	3	0	1
24-DIP-029	3	0	1
24-DIP-030	3	0	1
24-DIP-031	3	0	1
24-MLS-001	3	0	1
24-MLS-002	3	0	1
24-MLS-003	3	0	1
30-CMLCS-001	8	0	1
30-CMLCS-002	3	0	1
30-CMLCS-003	3	0	1
30-CMLCS-004	3	0	1
30-CMLCS-005	3	0	1
30-CMLCS-006	3	0	1
30-CMLCS-007	3	0	1

**Failure Rate Score**

T-Main Segment	Sub Type	Leaks/Segment	Score
30-CMLCS-008	3	0	1
30-CMLCS-009	3	0	1
30-CMLCS-010	3	0	1
30-CMLCS-011	3	0	1
30-CMLCS-012	3	0	1
30-CMLCS-013	3	0	1
30-CMLCS-014	3	0	1
30-CMLCS-015	3	0	1
30-CMLCS-016	3	0	1
30-CMLCS-017	3	0	1
30-CMLCS-18	3	0	1
30-DIP-001	3	0	1
30-DIP-002	3	0	1
30-DIP-003	3	0	1
30-DIP-004	3	0	1
36-CMLCS-001	8	0	1
36-CMLCS-002	8	0	1
36-CMLCS-003	3	0	1
36-CMLCS-004	3	0	1
36-CMLCS-005	3	0	1
36-CMLCS-006	3	0	1
36-CMLCS-007	3	0	1
36-CMLCS-008	3	0	1
36-CMLCS-009	3	0	1
36-CMLCS-010	3	0	1
36-CMLCS-011	3	0	1
36-CMLCS-012	3	0	1
36-CMLCS-013	3	0	1
36-CMLCS-014	3	0	1
36-CMLCS-015	3	0	1
36-CMLCS-016	3	0	1
36-CMLCS-017	3	0	1
36-CMLCS-018	3	0	1
36-CMLCS-019	3	0	1
36-CMLCS-020	3	0	1
36-CMLCS-021	3	0	1
36-CMLCS-022	3	0	1
36-CMLCS-023	8	0	1
36-CMLCS-024	8	0	1
36-CMLCS-025	8	0	1
36-CMLCS-026	8	0	1
48-CCP-001	3	0	1
48-CCP-002	3	0	1
48-CCP-003	3	0	1
48-CCP-004	3	0	1

**Failure Rate Score**

T-Main Segment	Sub Type	Leaks/Segment	Score
48-CCP-005	3	0	1
48-CCP-006	3	0	1
48-CCP-007	3	0	1
48-CCP-008	3	0	1
48-CCP-009	8	0	1
48-CCP-010	3	0	1
48-CCP-011	3	0	1
6-ACP-001	8	1	3
6-ACP-002	8	0	1
6-DIP-001	8	0	1
8-ACP-001	8	0	1
8-ACP-002	8	0	1
8-ACP-003	8	0	1
8-ACP-004	8	0	1
8-ACP-005	8	0	1
8-ACP-006	8	0	1
8-ACP-007	8	0	1
8-ACP-008	8	0	1
8-ACP-009	8	0	1
8-ACP-010	8	0	1
8-ACP-011	8	0	1
8-ACP-012	8	0	1
8-ACP-013	8	0	1
8-ACP-014	8	0	1
8-ACP-015	8	2	3
8-ACP-016	8	0	1
8-CMLCS-001	8	0	1
8-CMLCS-002	8	0	1
8-DIP-001	8	0	1
8-DIP-002	8	0	1
8-DIP-003	8	0	1
8-DIP-004	8	0	1
8-DIP-005	8	0	1
8-DIP-006	8	0	1
8-MLS-001	8	0	1
8-MLS-002	8	0	1
8-PVC-001	8	0	1

This page intentionally left blank.



## **Appendix M – Static Pressure**

This page intentionally left blank.

**Static Pressure Score**

T-Main Segment	Sub Type	Static Pressure	Score
10-ACP-001	8	0	1
10-ACP-002	8	42	1
10-ACP-003	8	57	1
10-ACP-004	8	0	1
10-ACP-005	8	55	1
10-ACP-006	8	56	1
10-ACP-007	8	59	1
10-ACP-008	8	69	3
10-ACP-009	8	37	1
10-ACP-010	8	60	3
10-ACP-011	8	44	1
10-ACP-012	8	52	1
10-CIP-001	8	0	1
10-CMLCS-001	8	69	3
10-CMLCS-002	8	102	5
10-DIP-001	8	61	3
10-DIP-002	8	60	3
10-DIP-003	8	61	3
10-DIP-004	8	68	3
10-MLS-001	8	76	3
10-PVC-001	8	56	1
12-ACP-001	8	0	1
12-ACP-002	8	60	3
12-ACP-003	8	52	1
12-ACP-004	8	71	3
12-ACP-005	8	60	3
12-CMLCS-001	8	55	1
12-DIP-001	8	0	1
12-DIP-002	8	55	1
12-DIP-003	8	0	1
12-DIP-004	8	57	1
12-DIP-005	8	53	1
12-DIP-006	8	60	3
12-DIP-007	8	55	1
12-DIP-008	8	55	1
12-DIP-009	8	47	1
12-DIP-010	8	52	1
12-DIP-011	8	44	1
12-DIP-012	8	43	1
12-DIP-013	8	60	3
12-DIP-014	8	0	1
12-DIP-015	8	67	3
12-DIP-016	8	57	1
12-DIP-017	8	57	1
12-MLS-001	8	69	3

## Static Pressure Score

T-Main Segment	Sub Type	Static Pressure	Score
12-MLS-002	8	69	3
12-PVC-001	8	69	3
12-PVC-002	8	48	1
12-PVC-003	8	51	1
12-PVC-004	8	63	3
12-PVC-005	8	0	1
14-DIP-001	8	47	1
14-DIP-002	8	47	1
14-DIP-003	8	47	1
14-DIP-004	8	47	1
14-DIP-005	8	47	1
16-ACP-001	3	62	3
16-ACP-002	3	69	3
16-ACP-003	3	69	3
16-ACP-004	3	68	3
16-ACP-005	3	68	3
16-ACP-006	3	68	3
16-ACP-007	3	68	3
16-CIP-001	3	68	3
16-CMLCS-001	8	69	3
16-CMLCS-002	8	69	3
16-CMLCS-003	8	69	3
16-CMLCS-004	8	69	3
16-CMLCS-005	8	69	3
16-CMLCS-006	8	69	3
16-CMLCS-007	8	69	3
16-CMLCS-008	3	43	1
16-CMLCS-009	8	69	3
16-CMLCS-010	8	69	3
16-CMLCS-011	8	102	5
16-CMLCS-012	8	62	3
16-CMLCS-013	8	57	1
16-CMLCS-014	8	62	3
16-CMLCS-015	8	69	3
16-CMLCS-016	3	0	1
16-CMLCS-017	3	0	1
16-CMLCS-018	3	105	5
16-CMLCS-019	3	105	5
16-CMLCS-020	3	120	5
16-CMLCS-021	3	43	1
16-CMLCS-022	3	43	1
16-CMLCS-023	3	43	1
16-CMLCS-024	3	63	3
16-CMLCS-025	3	62	3
16-CMLCS-026	3	58	1

**Static Pressure Score**

T-Main Segment	Sub Type	Static Pressure	Score
16-CMLCS-027	3	43	1
16-DIP-001	3	68	3
16-DIP-002	3	76	3
16-DIP-003	3	76	3
16-DIP-004	3	76	3
16-DIP-005	3	76	3
16-DIP-006	3	76	3
16-DIP-007	3	76	3
16-DIP-008	3	76	3
16-DIP-009	3	76	3
16-DIP-010	3	76	3
16-DIP-011	3	76	3
16-DIP-012	3	76	3
16-DIP-013	3	76	3
16-DIP-014	3	76	3
16-DIP-015	3	76	3
16-DIP-016	3	76	3
16-DIP-017	3	69	3
16-DIP-018	3	69	3
16-DIP-019	3	69	3
16-DIP-020	3	69	3
16-DIP-021	3	59	1
16-DIP-022	3	68	3
16-DIP-023	3	68	3
16-DIP-024	3	68	3
16-DIP-025	3	68	3
16-DIP-026	3	68	3
16-DIP-027	3	58	1
16-DIP-028	3	58	1
16-DIP-029	3	58	1
16-DIP-030	3	58	1
16-DIP-031	3	51	1
16-DIP-032	3	51	1
16-DIP-033	3	51	1
16-DIP-034	3	51	1
16-DIP-035	3	51	1
16-DIP-036	3	53	1
16-DIP-037	3	53	1
16-DIP-038	3	53	1
16-DIP-039	3	53	1
16-DIP-040	3	53	1
16-DIP-041	3	53	1
16-DIP-042	3	53	1
16-DIP-043	3	53	1
16-DIP-044	3	53	1

**Static Pressure Score**

T-Main Segment	Sub Type	Static Pressure	Score
16-DIP-045	3	53	1
16-DIP-046	3	60	3
16-DIP-047	3	60	3
16-DIP-048	3	60	3
16-DIP-049	3	60	3
16-DIP-050	3	60	3
16-DIP-051	3	55	1
16-DIP-052	3	55	1
16-DIP-053	3	55	1
16-DIP-054	3	55	1
16-DIP-055	3	55	1
16-DIP-056	3	55	1
16-DIP-057	3	55	1
16-DIP-058	3	0	1
16-DIP-059	3	0	1
16-DIP-060	3	0	1
16-DIP-061	3	0	1
16-DIP-062	3	0	1
16-DIP-064	3	57	1
16-DIP-065	3	57	1
16-DIP-066	3	57	1
16-DIP-067	3	57	1
16-DIP-068	3	57	1
16-DIP-069	3	57	1
16-DIP-070	3	57	1
16-DIP-071	3	57	1
16-DIP-072	3	57	1
16-DIP-073	3	57	1
16-DIP-074	3	57	1
16-DIP-075	3	57	1
16-DIP-076	3	57	1
16-DIP-077	3	57	1
16-DIP-078	3	57	1
16-DIP-079	3	57	1
16-DIP-080	3	76	3
16-DIP-081	3	76	3
16-DIP-082	3	76	3
16-DIP-083	3	76	3
16-DIP-084	3	76	3
16-DIP-085	3	76	3
16-DIP-086	3	76	3
16-DIP-087	3	76	3
16-DIP-088	3	76	3
16-DIP-089	3	76	3
16-DIP-090	3	76	3

**Static Pressure Score**

T-Main Segment	Sub Type	Static Pressure	Score
16-DIP-091	3	76	3
16-DIP-092	3	76	3
16-DIP-093	3	81	5
16-DIP-094	3	81	5
16-DIP-095	3	81	5
16-DIP-096	3	81	5
16-DIP-097	3	81	5
16-DIP-098	3	81	5
16-DIP-099	3	81	5
16-DIP-100	3	81	5
16-DIP-101	3	81	5
16-DIP-103	3	59	1
16-DIP-104	3	59	1
16-DIP-105	3	59	1
16-DIP-106	3	59	1
16-DIP-107	3	59	1
16-DIP-108	3	59	1
16-DIP-109	3	55	1
16-DIP-110	3	55	1
16-DIP-111	3	55	1
16-DIP-112	3	55	1
16-DIP-113	3	55	1
16-DIP-114	3	55	1
16-DIP-115	3	65	3
16-DIP-116	3	65	3
16-DIP-117	3	65	3
16-DIP-118	3	65	3
16-DIP-119	3	55	1
16-DIP-120	3	55	1
16-DIP-121	3	55	1
16-DIP-122	3	55	1
16-DIP-123	3	57	1
16-DIP-124	3	57	1
16-DIP-125	3	57	1
16-DIP-126	3	81	5
16-DIP-127	3	51	1
16-DIP-128	8	58	1
16-DIP-129	3	58	1
16-DIP-130	3	109	5
16-DIP-131	3	57	1
16-DIP-132	3	55	1
16-DIP-133	3	55	1
16-DIP-134	3	55	1
16-DIP-135	3	55	1
16-DIP-136	3	55	1

## Static Pressure Score

T-Main Segment	Sub Type	Static Pressure	Score
16-DIP-137	3	55	1
16-DIP-138	3	55	1
16-DIP-139	3	55	1
16-DIP-140	3	55	1
16-DIP-141	3	55	1
16-DIP-142	3	55	1
16-DIP-143	3	62	3
16-DIP-144	3	62	3
16-DIP-145	3	62	3
16-DIP-146	3	62	3
16-DIP-147	3	62	3
16-DIP-148	3	62	3
16-DIP-149	3	62	3
16-DIP-150	3	62	3
16-DIP-151	3	56	1
16-DIP-152	3	61	3
16-DIP-153	8	69	3
16-DIP-154	3	71	3
16-DIP-155	3	71	3
16-DIP-156	3	71	3
16-DIP-157	3	71	3
16-DIP-158	3	71	3
16-DIP-159	3	71	3
16-DIP-160	3	71	3
16-DIP-161	3	71	3
16-DIP-162	3	71	3
16-DIP-163	3	60	3
16-DIP-164	3	12	1
16-DIP-165	3	55	1
16-DIP-166	3	69	3
16-DIP-167	3	59	1
16-DIP-168	3	0	1
16-MLS-001	3	60	3
16-MLS-002	3	60	3
16-MLS-003	3	63	3
16-MLS-004	3	63	3
16-MLS-005	3	63	3
16-MLS-006	3	63	3
16-MLS-007	3	63	3
16-MLS-008	3	63	3
16-MLS-009	3	63	3
16-PVC-001	3	0	1
16-PVC-002	8	0	1
16-PVC-003	3	0	1
16-PVC-004	3	0	1



## Static Pressure Score

T-Main Segment	Sub Type	Static Pressure	Score
16-PVC-005	3	0	1
16-PVC-006	8	0	1
16-PVC-007	3	76	3
16-PVC-008	8	53	1
16-PVC-009	8	60	3
16-PVC-010	3	63	3
16-PVC-011	3	0	1
16-PVC-012	3	63	3
16-PVC-013	3	0	1
16-PVC-014	3	60	3
18-CMLCS-001	8	12	1
18-CMLCS-002	3	120	5
18-CMLCS-003	3	63	3
18-CMLCS-004	3	63	3
18-CMLCS-005	8	12	1
18-CMLCS-006	8	12	1
18-CMLCS-007	3	105	5
18-CMLCS-008	8	12	1
18-DIP-001	3	105	5
18-DIP-002	3	55	1
18-MLS-001	3	63	3
18-MLS-002	3	63	3
18-MLS-003	3	63	3
18-MLS-004	3	63	3
18-MLS-005	3	63	3
18-MLS-006	3	63	3
18-MLS-007	3	63	3
18-MLS-008	3	63	3
20-DIP-001	8	105	5
20-DIP-002	3	52	1
20-DIP-003	3	52	1
20-DIP-004	3	52	1
20-DIP-005	3	52	1
20-DIP-006	3	60	3
20-DIP-007	3	60	3
20-DIP-008	3	69	3
20-DIP-009	3	76	3
20-MLS-001	3	63	3
24-CMLCS-001	8	47	1
24-CMLCS-002	8	47	1
24-CMLCS-003	3	57	1
24-CMLCS-004	3	0	1
24-CMLCS-005	3	0	1
24-CMLCS-006	3	12	1
24-CMLCS-007	3	12	1

**Static Pressure Score**

T-Main Segment	Sub Type	Static Pressure	Score
24-CMLCS-008	8	69	3
24-CMLCS-009	8	69	3
24-CMLCS-010	3	102	5
24-CMLCS-011	3	0	1
24-CMLCS-012	3	0	1
24-CMLCS-013	3	0	1
24-CMLCS-014	3	57	1
24-CMLCS-015	3	52	1
24-CMLCS-016	3	120	5
24-CMLCS-017	3	47	1
24-CMLCS-018	3	47	1
24-CMLCS-019	3	44	1
24-CMLCS-020	3	44	1
24-CMLCS-021	3	53	1
24-CMLCS-022	3	53	1
24-CMLCS-023	3	60	3
24-CMLCS-024	3	60	3
24-CMLCS-025	3	60	3
24-CMLCS-026	3	60	3
24-CMLCS-027	3	60	3
24-CMLCS-028	3	60	3
24-CMLCS-029	3	60	3
24-CMLCS-030	3	61	3
24-CMLCS-031	3	61	3
24-CMLCS-032	3	52	1
24-CMLCS-033	3	52	1
24-CMLCS-034	3	47	1
24-CMLCS-035	3	0	1
24-CMLCS-036	3	0	1
24-CMLCS-037	3	0	1
24-CMLCS-038	3	61	3
24-CMLCS-039	3	61	3
24-CMLCS-040	3	61	3
24-CMLCS-041	3	61	3
24-CMLCS-042	3	61	3
24-CMLCS-043	3	63	3
24-CMLCS-044	3	63	3
24-CMLCS-045	8	62	3
24-CMLCS-046	3	62	3
24-CMLCS-047	8	69	3
24-CMLCS-048	3	47	1
24-CMLCS-049	8	47	1
24-CMLCS-050	8	57	1
24-CMLCS-051	8	0	1
24-CMLCS-052	8	0	1

**Static Pressure Score**

T-Main Segment	Sub Type	Static Pressure	Score
24-CMLCS-053	8	0	1
24-CMLCS-054	8	12	1
24-CMLCS-055	8	102	5
24-DIP-001	3	105	5
24-DIP-002	3	105	5
24-DIP-003	3	120	5
24-DIP-004	3	57	1
24-DIP-005	3	56	1
24-DIP-006	3	109	5
24-DIP-007	3	109	5
24-DIP-008	3	52	1
24-DIP-009	3	52	1
24-DIP-010	3	52	1
24-DIP-011	3	60	3
24-DIP-012	3	60	3
24-DIP-013	3	60	3
24-DIP-014	3	69	3
24-DIP-015	3	69	3
24-DIP-016	3	69	3
24-DIP-017	3	69	3
24-DIP-018	3	69	3
24-DIP-019	3	69	3
24-DIP-020	3	68	3
24-DIP-021	3	68	3
24-DIP-022	3	68	3
24-DIP-023	3	57	1
24-DIP-024	3	57	1
24-DIP-025	3	57	1
24-DIP-026	3	57	1
24-DIP-027	3	57	1
24-DIP-028	3	57	1
24-DIP-029	3	57	1
24-DIP-030	3	57	1
24-DIP-031	3	55	1
24-MLS-001	3	62	3
24-MLS-002	3	62	3
24-MLS-003	3	62	3
30-CMLCS-001	8	47	1
30-CMLCS-002	3	120	5
30-CMLCS-003	3	120	5
30-CMLCS-004	3	105	5
30-CMLCS-005	3	47	1
30-CMLCS-006	3	47	1
30-CMLCS-007	3	43	1
30-CMLCS-008	3	47	1

**Static Pressure Score**

T-Main Segment	Sub Type	Static Pressure	Score
30-CMLCS-009	3	42	1
30-CMLCS-010	3	42	1
30-CMLCS-011	3	50	1
30-CMLCS-012	3	50	1
30-CMLCS-013	3	60	3
30-CMLCS-014	3	60	3
30-CMLCS-015	3	0	1
30-CMLCS-016	3	0	1
30-CMLCS-017	3	0	1
30-CMLCS-18	3	120	5
30-DIP-001	3	105	5
30-DIP-002	3	120	5
30-DIP-003	3	120	5
30-DIP-004	3	55	1
36-CMLCS-001	8	102	5
36-CMLCS-002	8	102	5
36-CMLCS-003	3	0	1
36-CMLCS-004	3	0	1
36-CMLCS-005	3	0	1
36-CMLCS-006	3	0	1
36-CMLCS-007	3	105	5
36-CMLCS-008	3	105	5
36-CMLCS-009	3	57	1
36-CMLCS-010	3	57	1
36-CMLCS-011	3	57	1
36-CMLCS-012	3	57	1
36-CMLCS-013	3	57	1
36-CMLCS-014	3	56	1
36-CMLCS-015	3	56	1
36-CMLCS-016	3	52	1
36-CMLCS-017	3	52	1
36-CMLCS-018	3	52	1
36-CMLCS-019	3	69	3
36-CMLCS-020	3	69	3
36-CMLCS-021	3	69	3
36-CMLCS-022	3	69	3
36-CMLCS-023	8	69	3
36-CMLCS-024	8	69	3
36-CMLCS-025	8	69	3
36-CMLCS-026	8	69	3
48-CCP-001	3	90	5
48-CCP-002	3	120	5
48-CCP-003	3	120	5
48-CCP-004	3	120	5
48-CCP-005	3	120	5

### Static Pressure Score

T-Main Segment	Sub Type	Static Pressure	Score
48-CCP-006	3	120	5
48-CCP-007	3	120	5
48-CCP-008	3	102	5
48-CCP-009	8	105	5
48-CCP-010	3	105	5
48-CCP-011	3	48	1
6-ACP-001	8	0	1
6-ACP-002	8	0	1
6-DIP-001	8	57	1
8-ACP-001	8	0	1
8-ACP-002	8	41	1
8-ACP-003	8	68	3
8-ACP-004	8	81	5
8-ACP-005	8	80	3
8-ACP-006	8	0	1
8-ACP-007	8	62	3
8-ACP-008	8	47	1
8-ACP-009	8	52	1
8-ACP-010	8	0	1
8-ACP-011	8	68	3
8-ACP-012	8	0	1
8-ACP-013	8	0	1
8-ACP-014	8	76	3
8-ACP-015	8	12	1
8-ACP-016	8	12	1
8-CMLCS-001	8	47	1
8-CMLCS-002	8	50	1
8-DIP-001	8	0	1
8-DIP-002	8	0	1
8-DIP-003	8	71	3
8-DIP-004	8	61	3
8-DIP-005	8	57	1
8-DIP-006	8	0	1
8-MLS-001	8	64	3
8-MLS-002	8	0	1
8-PVC-001	8	0	1

This page intentionally left blank.

## **Appendix N – Equations**

This page intentionally left blank.



**Equation 1. Risk of Failure by Transmission Main Segment**

$$ROF_i = LOF_i \times COF_i$$

$ROF_i$  = Risk of Failure per Transmission Main Segment “i”

$COF_i$  = Consequence of Failure for per Transmission Main Segment “i”

$LOF_i$  = Likelihood of Failure for Transmission Main Segment “i”

**Equation 2. Likelihood of Failure (LOF) per Transmission Main Segment**

$$LOF_i = \frac{\sum LOF \text{ Criteria Score}_i}{\text{Max}(\sum LOF \text{ Criteria Score})}$$

$LOF_i$  = Likelihood of Failure for Transmission Main Segment “i”

$\sum LOF \text{ Criteria Score}_i$  = Sum of all the LOF Criteria Scores per Transmission Main Segment “i”

$\text{Max}(\sum LOF \text{ Criteria Score})$  = Maximum LOF score possible

**Equation 3. Consequence of Failure (COF) per Transmission Main Segment**

$$COF_i = \frac{\sum COF \text{ Criteria Score}_i}{\text{Max}(\sum COF \text{ Criteria Score})}$$

$COF_i$  = Consequence of Failure for per Transmission Main Segment “i”

$\sum COF \text{ Criteria Score}_i$  = Sum of all the COF Criteria Scores per Transmission Main Segment “i”

$\text{Max}(\sum COF \text{ Criteria Score})$  = Maximum COF score possible

# TRANSMISSION MAIN ASSET MANAGEMENT PLAN

---

SACRAMENTO SUBURBAN WATER DISTRICT

SEPTEMBER 2, 2020

# UPDATES / CHANGES TO AMP SINCE JULY

---

1. Changes from the 2011 to 2020 AMP – Incorporated
  - A. Categorized T-Main as individual segments
  - B. Added a detailed, risk-based, Indirect Method evaluation of Condition Assessment
  - C. Removed “new” T-Mains
  - D. Removed discussion and research on rehabilitation

# UPDATES / CHANGES TO AMP SINCE JULY

---

2. T-Main replacement costs – Updated by including other sources
  - A. Reached out to additional Consultants and Contractors
  - B. Incorporated feedback

# UPDATES / CHANGES TO AMP SINCE JULY

---

3. Discussion on District capacity in T-Mains owned by others – **Added**
  - A. 72-inch CTP - owned and operated by San Juan Water District
  - B. 48-inch main - owned and operated by City of Sacramento

# UPDATES / CHANGES TO AMP SINCE JULY

---

4. Discussion on the expected need for Condition Assessment and costs for the next 5-10 years – **Added**
  - A. Continued recommendation for Indirect Method CA
  - B. Direct Method CA is not anticipated to be needed in the next 5-10 years based on current age of the pipe and leak history
  - C. Rehabilitation and/or replacement capital projects are dependent on future CA

# SUMMARY

---

Changes were made to address Committee Members' comments from July 2020 Meeting.

## Staff Recommendation:

The Committee to recommend to the full Board approving the updated plan at their September 21, 2020, meeting.